


TUNG WAH GROUP OF HOSPITALS

Annual Financial Report of Social Welfare Services
(Lump Sum Grant)


Year ended 31 March 2017



TUNG WAH GROUP OF HOSPITALS
ANNUAL FINANCIAL REPORT OF SOCIAL WELFARE SERVICES
(LUMP SUM GRANT)
YEAR ENDED 31 MARCH 2017

<u>Statement No.</u>	<u>Contents</u>	<u>Page No.</u>
-	Review Report	1
-	Annual Financial Report	2
-	Notes on the Annual Financial Report	3 - 40

Authorised
Signature



Name

LEE Yuk Lun


Title

Chairman (2017/2018)

Date

19 September 2017

Authorised
Signature



Name

SU Yau On, Albert

Title

Chief Executive

Date

19 September 2017



Ernst & Young
22/F, CITIC Tower
1 Tim Mei Avenue
Central, Hong Kong

安永會計師事務所
香港中環添美道1號
中信大廈22樓

Tel 電話: +852 2846 9888
Fax 傳真: +852 2868 4432
ey.com

Review report
To the Board of Directors of
Tung Wah Group of Hospitals

We have audited the financial statements of Tung Wah Group of Hospitals (the "Group") for the year ended 31 March 2017 and have issued an unqualified auditors' report thereon dated 19 September 2017.

We conducted our review of the attached Annual Financial Report on pages 2 to 40 of the Group for the year ended 31 March 2017 in accordance with Practice Note 851 "Review of the Annual Financial Reports of Non-governmental Organisations" issued by the Hong Kong Institute of Certified Public Accountants. The review includes considering the procedures and records relevant to the preparation of the Annual Financial Report and performing procedures to satisfy ourselves that the Annual Financial Report has been properly prepared from the books and records of the Group, on which the above audited financial statements of the Group are based.

Review conclusions

On the basis of the results of our review and having regard to the audit procedures performed by us in relation to the audit of the financial statements of the Group for the year ended 31 March 2017:

- a. in our opinion the Annual Financial Report has been properly prepared from the books and records of the Group; and
- b. no matters have come to our attention during the course of our review, which cause us to believe that the Group has not:
 - i. properly accounted for the receipt of Lump Sum Grant, Provident Fund and other social welfare subventions and expenditure in respect of Funding and Services Agreement activities and support services;
 - ii. kept separate Operating Income and Expenditure Account for each subvented service unit as required by the Lump Sum Grant Manual published by the Social Welfare Department of the Government of the HKSAR;
 - iii. prepared the Annual Financial Report in accordance with the format and requirements set out in the LSG Manual; and
 - iv. employed the staff quoted in the Provident Fund arrangements during the year ended 31 March 2017.

This report is intended for filing with the Social Welfare Department of the Government of the HKSAR and should not be used for any other purpose.

Certified Public Accountants
Hong Kong
19 September 2017

TUNG WAH GROUP OF HOSPITALS

ANNUAL FINANCIAL REPORT
SOCIAL WELFARE SERVICES (LUMP SUM GRANT)

FOR THE YEAR ENDED 31 MARCH 2017

	Notes	Total 2016 - 2017 HK\$	Total 2015 - 2016 HK\$
<u>INCOME</u>			
Lump Sum Grant			
(a) Lump Sum Grant (excluding Provident Fund)	1a,b	1,033,488,741	975,958,722
(b) Provident Fund	1c	87,222,853	83,820,767
Fee Income	2	101,757,478	100,819,558
Central Items	3	103,685,656	81,669,747
Rent and Rates	4	27,322,613	24,704,288
Other Income	5	99,499,093	95,005,377
Interest Received		3,876,107	2,597,459
TOTAL INCOME		1,456,852,541	1,364,575,918
<u>EXPENDITURE</u>			
Personal Emoluments	6		
(a) Salaries		910,738,818	834,169,311
(b) Provident Fund	1c	73,570,110	66,711,119
(c) Allowances		18,038,827	18,118,878
Other Charges	7	264,607,373	252,030,166
Central Items	3	94,623,441	83,658,941
Rent and Rates	4	36,292,212	33,336,460
TOTAL EXPENDITURE		1,397,870,781	1,288,024,875
Income less Expenditure		58,981,760	76,551,043
Less : Surplus of Provident Fund	8	13,652,743	17,109,648
Surplus for the year		45,329,017	59,441,395

TUNG WAH GROUP OF HOSPITALS

NOTES ON THE ANNUAL FINANCIAL REPORT FOR THE YEAR ENDED 31 MARCH 2017

1. LUMP SUM GRANT

- (a) The Annual Financial Report is prepared on cash basis. Provision for non-cash items including depreciation and untaken annual leave are not included.
- (b) Lump Sum Grant (excluding Provident Fund) represents Lump Sum Grant (excluding Provident Fund) received for the year. Details are analysed below:

	HK\$
Actual subvention received during the year	<u>1,033,488,741</u>

- (c) Provident Fund is Provident Fund received, and contributed during the year. Details are analysed below:

<u>Provident Fund Contribution</u>	<u>Existing Staff</u>	<u>6.8% and Other Posts</u>	<u>Total</u>
	HK\$	HK\$	HK\$
Actual subvention received during the year	35,433,726	51,789,127	87,222,853
Provident Fund contribution paid during the year	(30,982,209)	(42,587,901)	(73,570,110)
Surplus for the year	<u>4,451,517</u>	<u>9,201,226</u>	<u>13,652,743</u>
Add : Surplus b/f	7,404,054	104,407,962	111,812,016
Add : Additional subvention received for previous year	-	798,870	798,870
Less: Refund to Government	<u>(3,708,477)</u>	<u>-</u>	<u>(3,708,477)</u>
Surplus c/f	<u>8,147,094</u>	<u>114,408,058</u>	<u>122,555,152</u>

2. FEE INCOME

This represents social welfare fee income received for the year in respect of the fees and charges recognised for the purpose of subvention as set out in the Lump Sum Grant Manual.

TUNG WAH GROUP OF HOSPITALS

NOTES ON THE ANNUAL FINANCIAL REPORT FOR THE YEAR ENDED 31 MARCH 2017

3. CENTRAL ITEMS

These are subvented service activities which are not included in Lump Sum Grant and are subject to their own procedures as set out in other Social Welfare Department's papers and correspondence with Tung Wah Group of Hospitals.

	<u>2016-2017</u>	<u>2015-2016</u>
	HK\$	HK\$
(a) <u>Income</u>		
Dementia Supplement for Elderly with Disabilities	3,646,326	3,185,936
Infirmiry Care Supplement for the Aged Blind Persons	8,209,776	7,193,695
Dementia Supplement for Residential Elderly Services	30,956,557	26,976,048
Infirmiry Care Supplement for Residential Elderly Services	36,531,355	32,288,271
Dementia Supplement for Day Care Centres for the Elderly	2,265,333	2,165,177
After School Care Programme	722,250	681,750
Enhanced After School Care Programme	646,800	323,400
Foster Care Allowance	1,730,944	1,669,064
Foster Care Allowance (Time Limited)	432,736	417,266
Rent and Rates for NSCCP	55,608	49,459
Subsidy Scheme (Time Limited)	367,532	1,529,939
Neighbourhood Support Child Care Project (Administration Cost)	3,178,000	2,826,400
Training Subsidy Scheme for Master in OT/PT Programmes	1,080,000	-
Allowance for Residential Services for Children	1,457,123	1,447,769
Training Subsidy Programme for Children on the Waiting List for Subvented Pre-school Rehabilitation Services	2,129,116	915,573
Navigation Scheme for Young Persons in Care Services - Operating Expenses	1,231,200	-
Navigation Scheme for Young Persons in Care Services - Training Cost	9,045,000	-
Total	<u>103,685,656</u>	<u>81,669,747</u>
(b) <u>Expenditure</u>		
Dementia Supplement for Elderly with Disabilities	3,638,319	3,170,851
Infirmiry Care Supplement for the Aged Blind Persons	8,203,630	7,177,919
Dementia Supplement for Residential Elderly Services	30,959,886	26,991,735
Infirmiry Care Supplement for Residential Elderly Services	36,560,006	32,277,346
Dementia Supplement for Day Care Centres for the Elderly	2,264,429	2,156,646
After School Care Programme	506,922	972,103
Enhanced After School Care Programme	513,201	680,394
Foster Care Allowance	1,594,825	1,490,989
Foster Care Allowance (Time Limited)	427,980	412,680
Rent and Rates for NSCCP	55,608	49,459
Subsidy Scheme (Time Limited)	693,134	722,081
Neighbourhood Support Child Care Project (Administration Cost)	3,764,815	3,628,674
Training Subsidy Scheme for Special Child Care Workers and Senior Special Child Care Workers	51,965	14,050
Training Subsidy Scheme for Special Child Care Centres	-	234,388
Training Subsidy Scheme for Master in OT/PT Programmes	-	760,000
Allowance for Residential Services for Children	1,394,222	1,357,755
Training Subsidy Programme for Children on the Waiting List for Subvented Pre-school Rehabilitation Services	1,213,968	1,561,871
Navigation Scheme for Young Persons in Care Services - Operating Expenses	738,281	-
Navigation Scheme for Young Persons in Care Services - Training Cost	2,042,250	-
Total	<u>94,623,441</u>	<u>83,658,941</u>

TUNG WAH GROUP OF HOSPITALS

NOTES ON THE ANNUAL FINANCIAL REPORT FOR THE YEAR ENDED 31 MARCH 2017

4. RENT AND RATES

This represents the amount paid by Social Welfare Department in respect of premises recognised by Social Welfare Department.

5. OTHER INCOME

This includes donations, programme income and all income other than recognised social welfare fee income received during the year.

	<u>2016-2017</u>	<u>2015-2016</u>
	HK\$	HK\$
(a) Fees and charges for services incidental to the operation of subvented services	69,014,411	66,415,964
(b) Others	<u>30,484,682</u>	<u>28,589,413</u>
Total	<u><u>99,499,093</u></u>	<u><u>95,005,377</u></u>

6. PERSONAL EMOLUMENTS

Personal Emoluments include salary, provident fund and salary-related allowances.

Analysis of Personal Emoluments

	<u>No of Posts</u>	HK\$
HK\$700,001 - HK\$800,000 p.a.	40	29,552,195
HK\$800,001 - HK\$900,000 p.a.	17	14,488,502
HK\$900,001 - HK\$1,000,000 p.a.	29	27,227,438
HK\$1,000,001 - HK\$1,100,000 p.a.	4	4,150,173
HK\$1,100,001 - HK\$1,200,000 p.a.	15	17,343,132
>HK\$1,200,000p.a.	7	10,958,304
	<u>112</u>	<u>103,719,744</u>

7. OTHER CHARGES

	<u>2016-2017</u>	<u>2015-2016</u>
	HK\$	HK\$
(a) Utilities	40,267,836	41,739,011
(b) Food	58,895,278	57,093,997
(c) Administrative Expenses	4,445,503	4,237,162
(d) Stores and Equipment	19,051,022	17,307,522
(e) Repairs and Maintenance	11,229,834	10,137,475
(f) Renovation Works	6,618,094	5,997,906
(g) Special Allowances	3,777,832	3,819,185
(h) Programme Expenses	19,566,473	19,690,512
(i) Transportation and Travelling	5,552,897	5,524,559
(j) Insurance	7,509,072	7,346,279
(k) Resident/Client Expenses	34,246,479	32,467,008
(l) Production Expenses for Sheltered Workshop	13,365,753	13,048,959
(m) Visiting Medical Officers	25,471,091	21,706,458
(n) Cost of Medical Supplies	2,889,206	2,829,052
(o) Cost of Bedding and Clothing	194,743	192,499
(p) Security Service Charge	1,408,091	1,360,198
(q) Miscellaneous Expenses	<u>10,118,169</u>	<u>7,532,384</u>
Total	<u><u>264,607,373</u></u>	<u><u>252,030,166</u></u>

8. ANALYSIS OF RESERVE FUND

	Notes	Analysis of Reserve Fund			
		Lump Sum Grant	Rent and Rates	Central Items	Total
		HK\$	HK\$	HK\$	HK\$
Income					
Lump Sum Grant		1,120,711,594	-	-	1,120,711,594
Fee Income		101,757,478	-	-	101,757,478
Other Income		99,499,093	-	-	99,499,093
Interest Received		3,876,107	-	-	3,876,107
Rent and Rates	10	-	27,322,613	-	27,322,613
Central Items	9	-	-	103,685,656	103,685,656
Total Income		1,325,844,272	27,322,613	103,685,656	1,456,852,541
Expenditure					
Personal Emoluments		1,002,347,755	-	-	1,002,347,755
Other Charges		264,607,373	-	-	264,607,373
Rent and Rates	10	-	36,292,212	-	36,292,212
Central Items	9	-	-	94,623,441	94,623,441
Total Expenditure		1,266,955,128	36,292,212	94,623,441	1,397,870,781
Income less Expenditure		58,889,144	(8,969,599)	9,062,215	58,981,760
Deficit absorbed by donation	10	(1,498,114)	1,498,114	-	-
Surplus for the year		57,391,030	(7,471,485)	9,062,215	58,981,760
Surplus of Provident Fund	1c	(13,652,743)	-	-	(13,652,743)
		43,738,287	(7,471,485)	9,062,215	45,329,017
Surplus/(deficit) b/f		284,264,501	(13,572,688)	17,516,115	288,207,928
		328,002,788	(21,044,173)	26,578,330	333,536,945
Subvention received for previous years	9, 10	-	13,306,883	-	13,306,883
Backpayment of 2015/2016 Rent subvention transferred to Lump Sum Grant Reserve	10	279,090	(279,090)	-	-
Prior year adjustment for unrecognized expenditure	10	-	21,663	-	21,663
Subvention for 2016/2017 received in previous year	9	-	-	(14,370,007)	(14,370,007)
Subvention received in advance for next year	9	-	-	13,776,482	13,776,482
Surplus for previous years refunded to Government	9, 10	-	(156,423)	(384,303)	(540,726)
Transfer from LSG Reserve to cover the salary adjustment for Dementia Supplement and Infirmary Care Supplementary	9	(17,827)	-	17,827	-
Surplus/(deficit) c/f		328,264,051	(8,151,140)	25,618,329	345,731,240

9. ANALYSIS OF CENTRAL ITEMS

Programme Area Code	P01	P01	P01	P01	P01	P01	P01
FSA No.	2	11	18	18	18	18	18
Service Unit Code	5467	5305	5509	5512	5517	7109	7111
	50281-7	50291-3	50266-1	50267-7	50268-2	50261-4	50262-0
Unit Name (Note 13)	WYH	FCS	TCSGH	TWSGH	TMSGH	LYSGH	LSSGH
	HK\$	HK\$	HK\$	HK\$	HK\$	HK\$	HK\$
Income							
Dementia Supplement for Elderly with Disabilities	-	-	-	-	-	-	-
Infirmiry Care Supplement for the Aged Blind Persons	-	-	-	-	-	-	-
Dementia Supplement for Residential Elderly Services	-	-	-	-	-	-	-
Infirmiry Care Supplement for Residential Elderly Services	-	-	-	-	-	-	-
Dementia Supplement for Day Care Centres for the Elderly	-	-	-	-	-	-	-
After School Care Programme	-	-	-	-	-	-	-
Enhanced After School Care Programme	-	-	-	-	-	-	-
Foster Care Allowance	-	1,730,944	-	-	-	-	-
Foster Care Allowance (Time Limited)	-	432,736	-	-	-	-	-
Rent and Rates for NSCCP	-	-	-	-	-	-	-
Subsidy Scheme (Time Limited)	-	-	-	-	-	-	-
Neighbourhood Support Child Care Project (Administration Cost)	-	-	-	-	-	-	-
Training Subsidy Scheme for Master in OT/PT Programmes	-	-	-	-	-	-	-
Allowance for Residential Services for Children	202,730	-	114,036	114,036	114,036	114,036	114,036
Training Subsidy Programme for Children on the Waiting List for Subvented Pre-school Rehabilitation Services	-	-	-	-	-	-	-
Navigation Scheme for Young Persons in Care Services - Operating Expenses	-	-	-	-	-	-	-
Navigation Scheme for Young Persons in Care Services - Training Cost	-	-	-	-	-	-	-
Total Income	202,730	2,163,680	114,036	114,036	114,036	114,036	114,036
Expenditure							
Dementia Supplement for Elderly with Disabilities	-	-	-	-	-	-	-
Infirmiry Care Supplement for the Aged Blind Persons	-	-	-	-	-	-	-
Dementia Supplement for Residential Elderly Services	-	-	-	-	-	-	-
Infirmiry Care Supplement for Residential Elderly Services	-	-	-	-	-	-	-
Dementia Supplement for Day Care Centres for the Elderly	-	-	-	-	-	-	-
After School Care Programme	-	-	-	-	-	-	-
Enhanced After School Care Programme	-	-	-	-	-	-	-
Foster Care Allowance	-	1,594,825	-	-	-	-	-
Foster Care Allowance (Time Limited)	-	427,980	-	-	-	-	-
Rent and Rates for NSCCP	-	-	-	-	-	-	-
Subsidy Scheme (Time Limited)	-	-	-	-	-	-	-
Neighbourhood Support Child Care Project (Administration Cost)	-	-	-	-	-	-	-
Training Subsidy Scheme for Special Child Care Workers and Senior Special Child Care Workers	-	-	-	-	-	-	-
Allowance for Residential Services for Children	200,844	-	112,273	105,710	113,004	110,512	103,753
Training Subsidy Programme for Children on the Waiting List for Subvented Pre-school Rehabilitation Services	-	-	-	-	-	-	-
Navigation Scheme for Young Persons in Care Services - Operating Expenses	-	-	-	-	-	-	-
Navigation Scheme for Young Persons in Care Services - Training Cost	-	-	-	-	-	-	-
Total Expenditure	200,844	2,022,805	112,273	105,710	113,004	110,512	103,753
Surplus/(Deficit)							
Dementia Supplement for Elderly with Disabilities	-	-	-	-	-	-	-
Infirmiry Care Supplement for the Aged Blind Persons	-	-	-	-	-	-	-
Dementia Supplement for Residential Elderly Services	-	-	-	-	-	-	-
Infirmiry Care Supplement for Residential Elderly Services	-	-	-	-	-	-	-
Dementia Supplement for Day Care Centres for the Elderly	-	-	-	-	-	-	-
After School Care Programme	-	-	-	-	-	-	-
Enhanced After School Care Programme	-	-	-	-	-	-	-
Foster Care Allowance	-	136,119	-	-	-	-	-
Foster Care Allowance (Time Limited)	-	4,756	-	-	-	-	-
Subsidy Scheme (Time Limited)	-	-	-	-	-	-	-
Neighbourhood Support Child Care Project (Administration Cost)	-	-	-	-	-	-	-
Training Subsidy Scheme for Special Child Care Workers and Senior Special Child Care Workers	-	-	-	-	-	-	-
Training Subsidy Scheme for Master in OT/PT Programmes	-	-	-	-	-	-	-
Allowance for Residential Services for Children	1,886	-	1,763	8,326	1,032	3,524	10,283
Training Subsidy Programme for Children on the Waiting List for Subvented Pre-school Rehabilitation Services	-	-	-	-	-	-	-
Navigation Scheme for Young Persons in Care Services - Operating Expenses	-	-	-	-	-	-	-
Navigation Scheme for Young Persons in Care Services - Training Cost	-	-	-	-	-	-	-
Total Surplus/(Deficit) for the year	1,886	140,875	1,763	8,326	1,032	3,524	10,283
Surplus/(Deficit) b/f	382	400,020	21,986	23,038	5,316	11,481	22,475
Surplus for previous years refunded to Government	(239)	(217,359)	(14,098)	(11,605)	(1,715)	(1,256)	(10,343)
Subvention received in advance for next year	-	-	-	-	-	-	-
Subvention for 2016/17 received in previous year	-	-	-	-	-	-	-
Virement of Fund (Note 12)	-	-	-	-	-	-	-
Deficit on Dementia Supplement/Infirmiry Care Supplement absorbed by Lump Sum Grant	-	-	-	-	-	-	-
Surplus/(Deficit) c/f	2,029	323,536	9,651	19,759	4,633	13,749	22,415
Represented by :							
Dementia Supplement for Elderly with Disabilities	-	-	-	-	-	-	-
Infirmiry Care Supplement for the Aged Blind Persons	-	-	-	-	-	-	-
Dementia Supplement for Residential Elderly Services	-	-	-	-	-	-	-
Infirmiry Care Supplement for Residential Elderly Services	-	-	-	-	-	-	-
Dementia Supplement for Day Care Centres for the Elderly	-	-	-	-	-	-	-
After School Care Programme	-	-	-	-	-	-	-
Enhanced After School Care Programme	-	-	-	-	-	-	-
Foster Care Allowance	-	314,194	-	-	-	-	-
Foster Care Allowance (Time Limited)	-	9,342	-	-	-	-	-
Subsidy Scheme (Time Limited)	-	-	-	-	-	-	-
Neighbourhood Support Child Care Project (Administration Cost)	-	-	-	-	-	-	-
Visiting Medical Practitioner Scheme	-	-	-	-	-	-	-
Programme Worker (Timed Limited)	-	-	-	-	-	-	-
Training Subsidy Scheme for Special Child Care Workers and Senior Special Child Care Workers	-	-	-	-	-	-	-
Training Subsidy Scheme for Special Child Care Centres	-	-	-	-	-	-	-
Training Subsidy Scheme for Master in OT/PT Programmes	-	-	-	-	-	-	-
Allowance for Residential Services for Children	2,029	-	9,651	19,759	4,633	13,749	22,415
Supplementary Grant to Operator of Hang Ngai Workshop and Hostel	-	-	-	-	-	-	-
Financial Incentive Scheme for Mentors of Employees with Disabilities	-	-	-	-	-	-	-
Training Subsidy Programme for Children on the Waiting List for Subvented Pre-school Rehabilitation Services	-	-	-	-	-	-	-
Navigation Scheme for Young Persons in Care Services - Operating Expenses	-	-	-	-	-	-	-
Navigation Scheme for Young Persons in Care Services - Training Cost	-	-	-	-	-	-	-
Total	2,029	323,536	9,651	19,759	4,633	13,749	22,415

9. ANALYSIS OF CENTRAL ITEMS (Continued)

Programme Area Code	P01	P01	P01	P01	P01	P01	P01
FSA No.	18	18	18	18	18	18	20
Service Unit Code	7611	7612	7613	7631	7632	7633	5364
	50263-5	50264-1	50265-6	50270-5	50271-1	50272-6	50473-6
Unit Name (Note 13)	HKSGH	HNSGH	HHSGH	YSSGH	YYSGH	YHSGH	KFNSECCS
	HK\$	HK\$	HK\$	HK\$	HK\$	HK\$	HK\$
Income							
Dementia Supplement for Elderly with Disabilities	-	-	-	-	-	-	-
Infirmiry Care Supplement for the Aged Blind Persons	-	-	-	-	-	-	-
Dementia Supplement for Residential Elderly Services	-	-	-	-	-	-	-
Infirmiry Care Supplement for Residential Elderly Services	-	-	-	-	-	-	-
Dementia Supplement for Day Care Centres for the Elderly	-	-	-	-	-	-	-
After School Care Programme	-	-	-	-	-	-	-
Enhanced After School Care Programme	-	-	-	-	-	-	-
Foster Care Allowance	-	-	-	-	-	-	-
Foster Care Allowance (Time Limited)	-	-	-	-	-	-	-
Rent and Rates for NSCCP	-	-	-	-	-	-	-
Subsidy Scheme (Time Limited)	-	-	-	-	-	-	-
Neighbourhood Support Child Care Project (Administration Cost)	-	-	-	-	-	-	-
Training Subsidy Scheme for Master in OT/PT Programmes	-	-	-	-	-	-	-
Allowance for Residential Services for Children	114,036	114,036	114,036	114,035	114,035	114,035	-
Training Subsidy Programme for Children on the Waiting List for Subvented Pre-school Rehabilitation Services	-	-	-	-	-	-	-
Navigation Scheme for Young Persons in Care Services - Operating Expenses	-	-	-	-	-	-	-
Navigation Scheme for Young Persons in Care Services - Training Cost	-	-	-	-	-	-	-
Total Income	114,036	114,036	114,036	114,035	114,035	114,035	-
Expenditure							
Dementia Supplement for Elderly with Disabilities	-	-	-	-	-	-	-
Infirmiry Care Supplement for the Aged Blind Persons	-	-	-	-	-	-	-
Dementia Supplement for Residential Elderly Services	-	-	-	-	-	-	-
Infirmiry Care Supplement for Residential Elderly Services	-	-	-	-	-	-	-
Dementia Supplement for Day Care Centres for the Elderly	-	-	-	-	-	-	-
After School Care Programme	-	-	-	-	-	-	-
Enhanced After School Care Programme	-	-	-	-	-	-	-
Foster Care Allowance	-	-	-	-	-	-	-
Foster Care Allowance (Time Limited)	-	-	-	-	-	-	-
Rent and Rates for NSCCP	-	-	-	-	-	-	-
Subsidy Scheme (Time Limited)	-	-	-	-	-	-	-
Neighbourhood Support Child Care Project (Administration Cost)	-	-	-	-	-	-	-
Training Subsidy Scheme for Special Child Care Workers and Senior Special Child Care Workers	-	-	-	-	-	-	-
Allowance for Residential Services for Children	108,116	113,039	110,715	108,913	111,214	96,129	-
Training Subsidy Programme for Children on the Waiting List for Subvented Pre-school Rehabilitation Services	-	-	-	-	-	-	-
Navigation Scheme for Young Persons in Care Services - Operating Expenses	-	-	-	-	-	-	-
Navigation Scheme for Young Persons in Care Services - Training Cost	-	-	-	-	-	-	-
Total Expenditure	108,116	113,039	110,715	108,913	111,214	96,129	-
Surplus/(Deficit)							
Dementia Supplement for Elderly with Disabilities	-	-	-	-	-	-	-
Infirmiry Care Supplement for the Aged Blind Persons	-	-	-	-	-	-	-
Dementia Supplement for Residential Elderly Services	-	-	-	-	-	-	-
Infirmiry Care Supplement for Residential Elderly Services	-	-	-	-	-	-	-
Dementia Supplement for Day Care Centres for the Elderly	-	-	-	-	-	-	-
After School Care Programme	-	-	-	-	-	-	-
Enhanced After School Care Programme	-	-	-	-	-	-	-
Foster Care Allowance	-	-	-	-	-	-	-
Foster Care Allowance (Time Limited)	-	-	-	-	-	-	-
Subsidy Scheme (Time Limited)	-	-	-	-	-	-	-
Neighbourhood Support Child Care Project (Administration Cost)	-	-	-	-	-	-	-
Training Subsidy Scheme for Special Child Care Workers and Senior Special Child Care Workers	-	-	-	-	-	-	-
Training Subsidy Scheme for Master in OT/PT Programmes	-	-	-	-	-	-	-
Allowance for Residential Services for Children	5,920	997	3,321	5,122	2,821	17,906	-
Training Subsidy Programme for Children on the Waiting List for Subvented Pre-school Rehabilitation Services	-	-	-	-	-	-	-
Navigation Scheme for Young Persons in Care Services - Operating Expenses	-	-	-	-	-	-	-
Navigation Scheme for Young Persons in Care Services - Training Cost	-	-	-	-	-	-	-
Total Surplus/(Deficit) for the year	5,920	997	3,321	5,122	2,821	17,906	-
Surplus/(Deficit) b/f	15,524	7,556	7,350	11,451	18,385	27,837	21,840
Surplus for previous years refunded to Government	(13,047)	(2,997)	(4,510)	(6)	(7,835)	(15,206)	-
Subvention received in advance for next year	-	-	-	-	-	-	-
Subvention for 2016/17 received in previous year	-	-	-	-	-	-	-
Virement of Fund (Note 12)	-	-	-	-	-	-	-
Deficit on Dementia Supplement/Infirmiry Care Supplement absorbed by Lump Sum Grant	-	-	-	-	-	-	-
Surplus/(Deficit) c/f	8,397	5,646	6,161	16,567	13,371	30,537	21,840
Represented by :							
Dementia Supplement for Elderly with Disabilities	-	-	-	-	-	-	-
Infirmiry Care Supplement for the Aged Blind Persons	-	-	-	-	-	-	-
Dementia Supplement for Residential Elderly Services	-	-	-	-	-	-	-
Infirmiry Care Supplement for Residential Elderly Services	-	-	-	-	-	-	-
Dementia Supplement for Day Care Centres for the Elderly	-	-	-	-	-	-	-
After School Care Programme	-	-	-	-	-	-	-
Enhanced After School Care Programme	-	-	-	-	-	-	-
Foster Care Allowance	-	-	-	-	-	-	-
Foster Care Allowance (Time Limited)	-	-	-	-	-	-	-
Subsidy Scheme (Time Limited)	-	-	-	-	-	-	21,840
Neighbourhood Support Child Care Project (Administration Cost)	-	-	-	-	-	-	-
Visiting Medical Practitioner Scheme	-	-	-	-	-	-	-
Programme Worker (Timed Limited)	-	-	-	-	-	-	-
Training Subsidy Scheme for Special Child Care Workers and Senior Special Child Care Workers	-	-	-	-	-	-	-
Training Subsidy Scheme for Special Child Care Centres	-	-	-	-	-	-	-
Training Subsidy Scheme for Master in OT/PT Programmes	-	-	-	-	-	-	-
Allowance for Residential Services for Children	8,397	5,646	6,161	16,567	13,371	30,537	-
Supplementary Grant to Operator of Hang Ngai Workshop and Hostel	-	-	-	-	-	-	-
Financial Incentive Scheme for Mentors of Employees with Disabilities	-	-	-	-	-	-	-
Training Subsidy Programme for Children on the Waiting List for Subvented Pre-school Rehabilitation Services	-	-	-	-	-	-	-
Navigation Scheme for Young Persons in Care Services - Operating Expenses	-	-	-	-	-	-	-
Navigation Scheme for Young Persons in Care Services - Training Cost	-	-	-	-	-	-	-
	8,397	5,646	6,161	16,567	13,371	30,537	21,840

9. ANALYSIS OF CENTRAL ITEMS (Continued)

Programme Area Code	P01	P01	P01	P01	P01	P01	P01
FSA No.	20	21	21	21	21	21	21
Service Unit Code	5505	5337	5338	5339	5368	5369	5371
	50474-1	50465-1	50470-0	50471-5	50461-9	50469-2	50467-1
Unit Name (Note 13)	SWLMFNSECCS	CHNSECCS	FSYNSECCS	FSCNSECCS	NLSMNSECCS	HWKGNSECCS	FLMNSECCS
	HK\$	HK\$	HK\$	HK\$	HK\$	HK\$	HK\$
Income							
Dementia Supplement for Elderly with Disabilities	-	-	-	-	-	-	-
Infirmiry Care Supplement for the Aged Blind Persons	-	-	-	-	-	-	-
Dementia Supplement for Residential Elderly Services	-	-	-	-	-	-	-
Infirmiry Care Supplement for Residential Elderly Services	-	-	-	-	-	-	-
Dementia Supplement for Day Care Centres for the Elderly	-	-	-	-	-	-	-
After School Care Programme	-	-	-	-	-	-	-
Enhanced After School Care Programme	-	-	-	-	-	-	-
Foster Care Allowance	-	-	-	-	-	-	-
Foster Care Allowance (Time Limited)	-	-	-	-	-	-	-
Rent and Rates for NSCCP	-	-	-	-	-	-	-
Subsidy Scheme (Time Limited)	-	-	-	-	-	-	-
Neighbourhood Support Child Care Project (Administration Cost)	-	-	-	-	-	-	-
Training Subsidy Scheme for Master in OT/PT Programmes	-	-	-	-	-	-	-
Allowance for Residential Services for Children	-	-	-	-	-	-	-
Training Subsidy Programme for Children on the Waiting List for	-	-	-	-	-	-	-
Subvented Pre-school Rehabilitation Services	-	-	-	-	-	-	-
Navigation Scheme for Young Persons in Care Services -	-	-	-	-	-	-	-
Operating Expenses	-	-	-	-	-	-	-
Navigation Scheme for Young Persons in Care Services -	-	-	-	-	-	-	-
Training Cost	-	-	-	-	-	-	-
Total Income	-	-	-	-	-	-	-
Expenditure							
Dementia Supplement for Elderly with Disabilities	-	-	-	-	-	-	-
Infirmiry Care Supplement for the Aged Blind Persons	-	-	-	-	-	-	-
Dementia Supplement for Residential Elderly Services	-	-	-	-	-	-	-
Infirmiry Care Supplement for Residential Elderly Services	-	-	-	-	-	-	-
Dementia Supplement for Day Care Centres for the Elderly	-	-	-	-	-	-	-
After School Care Programme	-	-	-	-	-	-	-
Enhanced After School Care Programme	-	-	-	-	-	-	-
Foster Care Allowance	-	-	-	-	-	-	-
Foster Care Allowance (Time Limited)	-	-	-	-	-	-	-
Rent and Rates for NSCCP	-	-	-	-	-	-	-
Subsidy Scheme (Time Limited)	-	-	-	-	-	-	-
Neighbourhood Support Child Care Project (Administration Cost)	-	-	-	-	-	-	-
Training Subsidy Scheme for Special Child Care Workers and	-	-	-	-	-	-	-
Senior Special Child Care Workers	-	-	-	-	-	-	-
Allowance for Residential Services for Children	-	-	-	-	-	-	-
Training Subsidy Programme for Children on the Waiting List for	-	-	-	-	-	-	-
Subvented Pre-school Rehabilitation Services	-	-	-	-	-	-	-
Navigation Scheme for Young Persons in Care Services -	-	-	-	-	-	-	-
Operating Expenses	-	-	-	-	-	-	-
Navigation Scheme for Young Persons in Care Services -	-	-	-	-	-	-	-
Training Cost	-	-	-	-	-	-	-
Total Expenditure	-	-	-	-	-	-	-
Surplus/(Deficit)							
Dementia Supplement for Elderly with Disabilities	-	-	-	-	-	-	-
Infirmiry Care Supplement for the Aged Blind Persons	-	-	-	-	-	-	-
Dementia Supplement for Residential Elderly Services	-	-	-	-	-	-	-
Infirmiry Care Supplement for Residential Elderly Services	-	-	-	-	-	-	-
Dementia Supplement for Day Care Centres for the Elderly	-	-	-	-	-	-	-
After School Care Programme	-	-	-	-	-	-	-
Enhanced After School Care Programme	-	-	-	-	-	-	-
Foster Care Allowance	-	-	-	-	-	-	-
Foster Care Allowance (Time Limited)	-	-	-	-	-	-	-
Subsidy Scheme (Time Limited)	-	-	-	-	-	-	-
Neighbourhood Support Child Care Project (Administration Cost)	-	-	-	-	-	-	-
Training Subsidy Scheme for Special Child Care Workers and	-	-	-	-	-	-	-
Senior Special Child Care Workers	-	-	-	-	-	-	-
Allowance for Residential Services for Children	-	-	-	-	-	-	-
Training Subsidy Programme for Children on the Waiting List for	-	-	-	-	-	-	-
Subvented Pre-school Rehabilitation Services	-	-	-	-	-	-	-
Navigation Scheme for Young Persons in Care Services -	-	-	-	-	-	-	-
Operating Expenses	-	-	-	-	-	-	-
Navigation Scheme for Young Persons in Care Services -	-	-	-	-	-	-	-
Training Cost	-	-	-	-	-	-	-
Total Surplus/(Deficit) for the year	37,440	33,528	30,936	37,440	15,032	37,440	25,920
Surplus/(Deficit) b/f	-	-	-	-	-	-	-
Surplus for previous years refunded to Government	-	-	-	-	-	-	-
Subvention received in advance for next year	-	-	-	-	-	-	-
Subvention for 2016/17 received in previous year	-	-	-	-	-	-	-
Virement of Fund (Note 12)	-	-	-	-	-	-	-
Deficit on Dementia Supplement/Infirmiry Care Supplement	-	-	-	-	-	-	-
absorbed by Lump Sum Grant	-	-	-	-	-	-	-
Surplus/(Deficit) c/f	37,440	33,528	30,936	37,440	15,032	37,440	25,920
Represented by :							
Dementia Supplement for Elderly with Disabilities	-	-	-	-	-	-	-
Infirmiry Care Supplement for the Aged Blind Persons	-	-	-	-	-	-	-
Dementia Supplement for Residential Elderly Services	-	-	-	-	-	-	-
Infirmiry Care Supplement for Residential Elderly Services	-	-	-	-	-	-	-
Dementia Supplement for Day Care Centres for the Elderly	-	-	-	-	-	-	-
After School Care Programme	-	-	-	-	-	-	-
Enhanced After School Care Programme	-	-	-	-	-	-	-
Foster Care Allowance	-	-	-	-	-	-	-
Foster Care Allowance (Time Limited)	37,440	33,528	30,936	37,440	15,032	37,440	25,920
Subsidy Scheme (Time Limited)	-	-	-	-	-	-	-
Neighbourhood Support Child Care Project (Administration Cost)	-	-	-	-	-	-	-
Visiting Medical Practitioner Scheme	-	-	-	-	-	-	-
Programme Worker (Timed Limited)	-	-	-	-	-	-	-
Training Subsidy Scheme for Special Child Care Workers and	-	-	-	-	-	-	-
Senior Special Child Care Workers	-	-	-	-	-	-	-
Training Subsidy Scheme for Special Child Care Centres	-	-	-	-	-	-	-
Training Subsidy Scheme for Master in OT/PT Programmes	-	-	-	-	-	-	-
Allowance for Residential Services for Children	-	-	-	-	-	-	-
Supplementary Grant to Operator of Hang Ngai Workshop and Hostel	-	-	-	-	-	-	-
Financial Incentive Scheme for Mentors of Employees with Disabilities	-	-	-	-	-	-	-
Training Subsidy Programme for Children on the Waiting List for	-	-	-	-	-	-	-
Subvented Pre-school Rehabilitation Services	-	-	-	-	-	-	-
Navigation Scheme for Young Persons in Care Services -	-	-	-	-	-	-	-
Operating Expenses	-	-	-	-	-	-	-
Navigation Scheme for Young Persons in Care Services -	-	-	-	-	-	-	-
Training Cost	-	-	-	-	-	-	-
	37,440	33,528	30,936	37,440	15,032	37,440	25,920

9. ANALYSIS OF CENTRAL ITEMS (Continued)

Programme Area Code	P01 21	P01 21	P01 21	P01 21	P01 21	P01 21	P01 21
FSA No.	5372	5373	5374	7122	7143	7152	7171
Service Unit Code	50468-7	50472-1	50475-7	50441-6	50433-1	50435-1	50437-2
Unit Name (Note 13)	TKPNSSECCS	FTYLNSECCS	LCSKNSECCS	FSCNSOCC	LWPSNSOCC	CHNSOCC	FLMNSOCC
	HK\$	HK\$	HK\$	HK\$	HK\$	HK\$	HK\$
Income							
Dementia Supplement for Elderly with Disabilities	-	-	-	-	-	-	-
Infirmiry Care Supplement for the Aged Blind Persons	-	-	-	-	-	-	-
Dementia Supplement for Residential Elderly Services	-	-	-	-	-	-	-
Infirmiry Care Supplement for Residential Elderly Services	-	-	-	-	-	-	-
Dementia Supplement for Day Care Centres for the Elderly	-	-	-	-	-	-	-
After School Care Programme	-	-	-	-	-	-	-
Enhanced After School Care Programme	-	-	-	-	-	-	-
Foster Care Allowance	-	-	-	-	-	-	-
Foster Care Allowance (Time Limited)	-	-	-	-	-	-	-
Rent and Rates for NSCCP	-	-	-	-	-	-	-
Subsidy Scheme (Time Limited)	-	-	-	15,900	15,900	10,600	15,900
Neighbourhood Support Child Care Project (Administration Cost)	-	-	-	-	-	-	-
Training Subsidy Scheme for Master in OT/PT Programmes	-	-	-	-	-	-	-
Allowance for Residential Services for Children	-	-	-	-	-	-	-
Training Subsidy Programme for Children on the Waiting List for Subvented Pre-school Rehabilitation Services	-	-	-	-	-	-	-
Navigation Scheme for Young Persons in Care Services - Operating Expenses	-	-	-	-	-	-	-
Navigation Scheme for Young Persons in Care Services - Training Cost	-	-	-	-	-	-	-
Total Income	-	-	-	15,900	15,900	10,600	15,900
Expenditure							
Dementia Supplement for Elderly with Disabilities	-	-	-	-	-	-	-
Infirmiry Care Supplement for the Aged Blind Persons	-	-	-	-	-	-	-
Dementia Supplement for Residential Elderly Services	-	-	-	-	-	-	-
Infirmiry Care Supplement for Residential Elderly Services	-	-	-	-	-	-	-
Dementia Supplement for Day Care Centres for the Elderly	-	-	-	-	-	-	-
After School Care Programme	-	-	-	-	-	-	-
Enhanced After School Care Programme	-	-	-	-	-	-	-
Foster Care Allowance	-	-	-	-	-	-	-
Foster Care Allowance (Time Limited)	-	-	-	-	-	-	-
Rent and Rates for NSCCP	-	-	-	-	-	-	-
Subsidy Scheme (Time Limited)	-	-	-	-	-	-	-
Neighbourhood Support Child Care Project (Administration Cost)	-	-	-	-	-	-	-
Training Subsidy Scheme for Special Child Care Workers and Senior Special Child Care Workers	-	-	-	-	-	-	-
Allowance for Residential Services for Children	-	-	-	-	-	-	-
Training Subsidy Programme for Children on the Waiting List for Subvented Pre-school Rehabilitation Services	-	-	-	-	-	-	-
Navigation Scheme for Young Persons in Care Services - Operating Expenses	-	-	-	-	-	-	-
Navigation Scheme for Young Persons in Care Services - Training Cost	-	-	-	-	-	-	-
Total Expenditure	-	-	-	-	-	-	-
Surplus/(Deficit)							
Dementia Supplement for Elderly with Disabilities	-	-	-	-	-	-	-
Infirmiry Care Supplement for the Aged Blind Persons	-	-	-	-	-	-	-
Dementia Supplement for Residential Elderly Services	-	-	-	-	-	-	-
Infirmiry Care Supplement for Residential Elderly Services	-	-	-	-	-	-	-
Dementia Supplement for Day Care Centres for the Elderly	-	-	-	-	-	-	-
After School Care Programme	-	-	-	-	-	-	-
Enhanced After School Care Programme	-	-	-	-	-	-	-
Foster Care Allowance	-	-	-	-	-	-	-
Foster Care Allowance (Time Limited)	-	-	-	-	-	-	-
Subsidy Scheme (Time Limited)	-	-	-	15,900	15,900	10,600	15,900
Neighbourhood Support Child Care Project (Administration Cost)	-	-	-	-	-	-	-
Training Subsidy Scheme for Special Child Care Workers and Senior Special Child Care Workers	-	-	-	-	-	-	-
Allowance for Residential Services for Children	-	-	-	-	-	-	-
Training Subsidy Programme for Children on the Waiting List for Subvented Pre-school Rehabilitation Services	-	-	-	-	-	-	-
Navigation Scheme for Young Persons in Care Services - Operating Expenses	-	-	-	-	-	-	-
Navigation Scheme for Young Persons in Care Services - Training Cost	-	-	-	-	-	-	-
Total Surplus/(Deficit) for the year	-	-	-	15,900	15,900	10,600	15,900
Surplus/(Deficit) b/f	37,440	33,360	37,440	31,800	31,800	21,200	31,800
Surplus for previous years refunded to Government	-	-	-	-	-	-	-
Subvention received in advance for next year	-	-	-	-	-	-	-
Subvention for 2016/17 received in previous year	-	-	-	-	-	-	-
Virement of Fund (Note 12)	-	-	-	-	-	-	-
Deficit on Dementia Supplement/Infirmiry Care Supplement absorbed by Lump Sum Grant	-	-	-	-	-	-	-
Surplus/(Deficit) c/f	37,440	33,360	37,440	47,700	47,700	31,800	47,700
Represented by :							
Dementia Supplement for Elderly with Disabilities	-	-	-	-	-	-	-
Infirmiry Care Supplement for the Aged Blind Persons	-	-	-	-	-	-	-
Dementia Supplement for Residential Elderly Services	-	-	-	-	-	-	-
Infirmiry Care Supplement for Residential Elderly Services	-	-	-	-	-	-	-
Dementia Supplement for Day Care Centres for the Elderly	-	-	-	-	-	-	-
After School Care Programme	-	-	-	-	-	-	-
Enhanced After School Care Programme	-	-	-	-	-	-	-
Foster Care Allowance	-	-	-	-	-	-	-
Foster Care Allowance (Time Limited)	-	-	-	-	-	-	-
Subsidy Scheme (Time Limited)	37,440	33,360	37,440	47,700	47,700	31,800	47,700
Neighbourhood Support Child Care Project (Administration Cost)	-	-	-	-	-	-	-
Visiting Medical Practitioner Scheme	-	-	-	-	-	-	-
Programme Worker (Timed Limited)	-	-	-	-	-	-	-
Training Subsidy Scheme for Special Child Care Workers and Senior Special Child Care Workers	-	-	-	-	-	-	-
Training Subsidy Scheme for Special Child Care Centres	-	-	-	-	-	-	-
Training Subsidy Scheme for Master in OT/PT Programmes	-	-	-	-	-	-	-
Allowance for Residential Services for Children	-	-	-	-	-	-	-
Supplementary Grant to Operator of Hang Ngai Workshop and Hostel	-	-	-	-	-	-	-
Financial Incentive Scheme for Mentors of Employees with Disabilities	-	-	-	-	-	-	-
Training Subsidy Programme for Children on the Waiting List for Subvented Pre-school Rehabilitation Services	-	-	-	-	-	-	-
Navigation Scheme for Young Persons in Care Services - Operating Expenses	-	-	-	-	-	-	-
Navigation Scheme for Young Persons in Care Services - Training Cost	-	-	-	-	-	-	-
Total	37,440	33,360	37,440	47,700	47,700	31,800	47,700

9. ANALYSIS OF CENTRAL ITEMS (Continued)

Programme Area Code	P01	P01	P01	P01	P01	P01	P01
FSA No.	21	21	21	21	21	21	22
Service Unit Code	7172	7178	7568	7571	7728	7799	7837
	50439-3	50438-8	50440-1	50442-1	50434-6	50431-0	50444-2
Unit Name (Note 13)	HWKNSOCC	TKPNSOCC	FSYNSOCC	FTYLNNSOCC	LCPHKNSOCC	NSLMNSOCC	SWLMFNSOCC
	HK\$	HK\$	HK\$	HK\$	HK\$	HK\$	HK\$
Income							
Dementia Supplement for Elderly with Disabilities	-	-	-	-	-	-	-
Infirmiry Care Supplement for the Aged Blind Persons	-	-	-	-	-	-	-
Dementia Supplement for Residential Elderly Services	-	-	-	-	-	-	-
Infirmiry Care Supplement for Residential Elderly Services	-	-	-	-	-	-	-
Dementia Supplement for Day Care Centres for the Elderly	-	-	-	-	-	-	-
After School Care Programme	-	-	-	-	-	-	-
Enhanced After School Care Programme	-	-	-	-	-	-	-
Foster Care Allowance	-	-	-	-	-	-	-
Foster Care Allowance (Time Limited)	-	-	-	-	-	-	-
Rent and Rates for NSCCP	-	-	-	-	-	-	-
Subsidy Scheme (Time Limited)	15,900	5,300	15,900	15,900	5,300	10,600	15,900
Neighbourhood Support Child Care Project (Administration Cost)	-	-	-	-	-	-	-
Training Subsidy Scheme for Master in OT/PT Programmes	-	-	-	-	-	-	-
Allowance for Residential Services for Children	-	-	-	-	-	-	-
Training Subsidy Programme for Children on the Waiting List for	-	-	-	-	-	-	-
Subvented Pre-school Rehabilitation Services	-	-	-	-	-	-	-
Navigation Scheme for Young Persons in Care Services -	-	-	-	-	-	-	-
Operating Expenses	-	-	-	-	-	-	-
Navigation Scheme for Young Persons in Care Services -	-	-	-	-	-	-	-
Training Cost	-	-	-	-	-	-	-
Total Income	15,900	5,300	15,900	15,900	5,300	10,600	15,900
Expenditure							
Dementia Supplement for Elderly with Disabilities	-	-	-	-	-	-	-
Infirmiry Care Supplement for the Aged Blind Persons	-	-	-	-	-	-	-
Dementia Supplement for Residential Elderly Services	-	-	-	-	-	-	-
Infirmiry Care Supplement for Residential Elderly Services	-	-	-	-	-	-	-
Dementia Supplement for Day Care Centres for the Elderly	-	-	-	-	-	-	-
After School Care Programme	-	-	-	-	-	-	-
Enhanced After School Care Programme	-	-	-	-	-	-	-
Foster Care Allowance	-	-	-	-	-	-	-
Foster Care Allowance (Time Limited)	-	-	-	-	-	-	-
Rent and Rates for NSCCP	-	-	-	-	-	-	-
Subsidy Scheme (Time Limited)	-	-	-	-	-	-	-
Neighbourhood Support Child Care Project (Administration Cost)	-	-	-	-	-	-	-
Training Subsidy Scheme for Special Child Care Workers and	-	-	-	-	-	-	-
Senior Special Child Care Workers	-	-	-	-	-	-	-
Allowance for Residential Services for Children	-	-	-	-	-	-	-
Training Subsidy Programme for Children on the Waiting List for	-	-	-	-	-	-	-
Subvented Pre-school Rehabilitation Services	-	-	-	-	-	-	-
Navigation Scheme for Young Persons in Care Services -	-	-	-	-	-	-	-
Operating Expenses	-	-	-	-	-	-	-
Navigation Scheme for Young Persons in Care Services -	-	-	-	-	-	-	-
Training Cost	-	-	-	-	-	-	-
Total Expenditure	-	-	-	-	-	-	-
Surplus/(Deficit)							
Dementia Supplement for Elderly with Disabilities	-	-	-	-	-	-	-
Infirmiry Care Supplement for the Aged Blind Persons	-	-	-	-	-	-	-
Dementia Supplement for Residential Elderly Services	-	-	-	-	-	-	-
Infirmiry Care Supplement for Residential Elderly Services	-	-	-	-	-	-	-
Dementia Supplement for Day Care Centres for the Elderly	-	-	-	-	-	-	-
After School Care Programme	-	-	-	-	-	-	-
Enhanced After School Care Programme	-	-	-	-	-	-	-
Foster Care Allowance	-	-	-	-	-	-	-
Foster Care Allowance (Time Limited)	-	-	-	-	-	-	-
Subsidy Scheme (Time Limited)	15,900	5,300	15,900	15,900	5,300	10,600	15,900
Neighbourhood Support Child Care Project (Administration Cost)	-	-	-	-	-	-	-
Training Subsidy Scheme for Special Child Care Workers and	-	-	-	-	-	-	-
Senior Special Child Care Workers	-	-	-	-	-	-	-
Allowance for Residential Services for Children	-	-	-	-	-	-	-
Training Subsidy Programme for Children on the Waiting List for	-	-	-	-	-	-	-
Subvented Pre-school Rehabilitation Services	-	-	-	-	-	-	-
Navigation Scheme for Young Persons in Care Services -	-	-	-	-	-	-	-
Operating Expenses	-	-	-	-	-	-	-
Navigation Scheme for Young Persons in Care Services -	-	-	-	-	-	-	-
Training Cost	-	-	-	-	-	-	-
Total Surplus/(Deficit) for the year	15,900	5,300	15,900	15,900	5,300	10,600	15,900
Surplus/(Deficit) b/f	31,800	10,600	30,904	31,432	15,017	23,408	31,800
Surplus for previous years refunded to Government	-	-	-	-	-	-	-
Subvention received in advance for next year	-	-	-	-	-	-	-
Subvention for 2016/17 received in previous year	-	-	-	-	-	-	-
Virement of Fund (Note 12)	-	-	-	-	-	-	-
Deficit on Dementia Supplement/Infirmiry Care Supplement	-	-	-	-	-	-	-
absorbed by Lump Sum Grant	-	-	-	-	-	-	-
Surplus/(Deficit) c/f	47,700	15,900	46,804	47,332	20,317	34,008	47,700
Represented by :							
Dementia Supplement for Elderly with Disabilities	-	-	-	-	-	-	-
Infirmiry Care Supplement for the Aged Blind Persons	-	-	-	-	-	-	-
Dementia Supplement for Residential Elderly Services	-	-	-	-	-	-	-
Infirmiry Care Supplement for Residential Elderly Services	-	-	-	-	-	-	-
Dementia Supplement for Day Care Centres for the Elderly	-	-	-	-	-	-	-
After School Care Programme	-	-	-	-	-	-	-
Enhanced After School Care Programme	-	-	-	-	-	-	-
Foster Care Allowance	-	-	-	-	-	-	-
Foster Care Allowance (Time Limited)	-	-	-	-	-	-	-
Subsidy Scheme (Time Limited)	47,700	15,900	46,804	47,332	20,317	34,008	47,700
Neighbourhood Support Child Care Project (Administration Cost)	-	-	-	-	-	-	-
Visiting Medical Practitioner Scheme	-	-	-	-	-	-	-
Programme Worker (Time Limited)	-	-	-	-	-	-	-
Training Subsidy Scheme for Special Child Care Workers and	-	-	-	-	-	-	-
Senior Special Child Care Workers	-	-	-	-	-	-	-
Training Subsidy Scheme for Special Child Care Centres	-	-	-	-	-	-	-
Training Subsidy Scheme for Master in OT/PT Programmes	-	-	-	-	-	-	-
Allowance for Residential Services for Children	-	-	-	-	-	-	-
Supplementary Grant to Operator of Hang Ngai Workshop and Hostel	-	-	-	-	-	-	-
Financial Incentive Scheme for Mentors of Employees with Disabilities	-	-	-	-	-	-	-
Training Subsidy Programme for Children on the Waiting List for	-	-	-	-	-	-	-
Subvented Pre-school Rehabilitation Services	-	-	-	-	-	-	-
Navigation Scheme for Young Persons in Care Services -	-	-	-	-	-	-	-
Operating Expenses	-	-	-	-	-	-	-
Navigation Scheme for Young Persons in Care Services -	-	-	-	-	-	-	-
Training Cost	-	-	-	-	-	-	-
	47,700	15,900	46,804	47,332	20,317	34,008	47,700

9. ANALYSIS OF CENTRAL ITEMS (Continued)

Programme Area Code	P03	P03	P03	P03	P03	P03	P03
FSA No.	1	1	1	1	1	1	1
Service Unit Code	5346	5387	5416	5464	5475	5493	5502
	50022-0	50021-4	50019-1	50020-9	50006-9	50017-1	50013-9
Unit Name (Note 13)	WCWFC&AHE	WCTC&AHE	YCKMC&AHE	FSCC&AHE	PSLC&AHE	WYYC&AHE	TTPC&AHE
	HK\$	HK\$	HK\$	HK\$	HK\$	HK\$	HK\$
Income							
Dementia Supplement for Elderly with Disabilities	-	-	-	-	-	-	-
Infirmary Care Supplement for the Aged Blind Persons	-	-	-	-	-	-	-
Dementia Supplement for Residential Elderly Services	3,779,234	3,035,947	1,249,998	1,479,264	3,549,968	3,202,414	2,007,905
Infirmary Care Supplement for Residential Elderly Services	3,739,083	4,980,735	2,445,387	2,610,447	-	4,571,065	-
Dementia Supplement for Day Care Centres for the Elderly	-	-	-	-	-	-	-
After School Care Programme	-	-	-	-	-	-	-
Enhanced After School Care Programme	-	-	-	-	-	-	-
Foster Care Allowance	-	-	-	-	-	-	-
Foster Care Allowance (Time Limited)	-	-	-	-	-	-	-
Rent and Rates for NSCCP	-	-	-	-	-	-	-
Subsidy Scheme (Time Limited)	-	-	-	-	-	-	-
Neighbourhood Support Child Care Project (Administration Cost)	-	-	-	-	-	-	-
Training Subsidy Scheme for Master in OT/PT Programmes	-	-	-	-	-	-	-
Allowance for Residential Services for Children	-	-	-	-	-	-	-
Training Subsidy Programme for Children on the Waiting List for Subvented Pre-school Rehabilitation Services	-	-	-	-	-	-	-
Navigation Scheme for Young Persons in Care Services - Operating Expenses	-	-	-	-	-	-	-
Navigation Scheme for Young Persons in Care Services - Training Cost	-	-	-	-	-	-	-
Total Income	7,518,317	8,016,682	3,695,385	4,089,711	3,549,968	7,773,479	2,007,905
Expenditure							
Dementia Supplement for Elderly with Disabilities	-	-	-	-	-	-	-
Infirmary Care Supplement for the Aged Blind Persons	-	-	-	-	-	-	-
Dementia Supplement for Residential Elderly Services	3,776,019	3,025,031	1,251,084	1,477,821	3,552,326	3,202,223	1,998,276
Infirmary Care Supplement for Residential Elderly Services	3,737,705	5,004,534	2,445,995	2,610,673	-	4,570,930	-
Dementia Supplement for Day Care Centres for the Elderly	-	-	-	-	-	-	-
After School Care Programme	-	-	-	-	-	-	-
Enhanced After School Care Programme	-	-	-	-	-	-	-
Foster Care Allowance	-	-	-	-	-	-	-
Foster Care Allowance (Time Limited)	-	-	-	-	-	-	-
Rent and Rates for NSCCP	-	-	-	-	-	-	-
Subsidy Scheme (Time Limited)	-	-	-	-	-	-	-
Neighbourhood Support Child Care Project (Administration Cost)	-	-	-	-	-	-	-
Training Subsidy Scheme for Special Child Care Workers and Senior Special Child Care Workers	-	-	-	-	-	-	-
Allowance for Residential Services for Children	-	-	-	-	-	-	-
Training Subsidy Programme for Children on the Waiting List for Subvented Pre-school Rehabilitation Services	-	-	-	-	-	-	-
Navigation Scheme for Young Persons in Care Services - Operating Expenses	-	-	-	-	-	-	-
Navigation Scheme for Young Persons in Care Services - Training Cost	-	-	-	-	-	-	-
Total Expenditure	7,513,724	8,029,565	3,697,079	4,088,494	3,552,326	7,773,153	1,998,276
Surplus/(Deficit)							
Dementia Supplement for Elderly with Disabilities	-	-	-	-	-	-	-
Infirmary Care Supplement for the Aged Blind Persons	-	-	-	-	-	-	-
Dementia Supplement for Residential Elderly Services	3,215	10,916	(1,086)	1,443	(2,358)	191	9,629
Infirmary Care Supplement for Residential Elderly Services	1,378	(23,799)	(608)	(226)	-	135	-
Dementia Supplement for Day Care Centres for the Elderly	-	-	-	-	-	-	-
After School Care Programme	-	-	-	-	-	-	-
Enhanced After School Care Programme	-	-	-	-	-	-	-
Foster Care Allowance	-	-	-	-	-	-	-
Foster Care Allowance (Time Limited)	-	-	-	-	-	-	-
Subsidy Scheme (Time Limited)	-	-	-	-	-	-	-
Neighbourhood Support Child Care Project (Administration Cost)	-	-	-	-	-	-	-
Training Subsidy Scheme for Special Child Care Workers and Senior Special Child Care Workers	-	-	-	-	-	-	-
Training Subsidy Scheme for Master in OT/PT Programmes	-	-	-	-	-	-	-
Allowance for Residential Services for Children	-	-	-	-	-	-	-
Training Subsidy Programme for Children on the Waiting List for Subvented Pre-school Rehabilitation Services	-	-	-	-	-	-	-
Navigation Scheme for Young Persons in Care Services - Operating Expenses	-	-	-	-	-	-	-
Navigation Scheme for Young Persons in Care Services - Training Cost	-	-	-	-	-	-	-
Total Surplus/(Deficit) for the year	4,593	(12,883)	(1,694)	1,217	(2,358)	326	9,629
Surplus/(Deficit) b/f	1,218,583	1,289,427	629,725	774,472	569,395	1,291,770	336,296
Surplus for previous years refunded to Government	-	-	-	-	-	-	-
Subvention received in advance for next year	1,183,794	1,220,977	536,577	588,572	628,474	1,167,168	359,128
Subvention for 2016/17 received in previous year	(1,206,881)	(1,287,699)	(627,997)	(749,309)	(562,870)	(1,281,375)	(321,640)
Virement of Fund (Note 12)	(4,593)	(4,944)	1,694	(1,217)	2,358	(326)	(9,629)
Deficit on Dementia Supplement/Infirmary Care Supplement absorbed by Lump Sum Grant	-	17,827	-	-	-	-	-
Surplus/(Deficit) c/f	1,195,496	1,222,705	538,305	613,735	634,999	1,177,563	373,784
Represented by :							
Dementia Supplement for Elderly with Disabilities	-	-	-	-	-	-	-
Infirmary Care Supplement for the Aged Blind Persons	-	-	-	-	-	-	-
Dementia Supplement for Residential Elderly Services	669,284	538,692	212,212	253,022	628,474	563,178	359,128
Infirmary Care Supplement for Residential Elderly Services	516,365	682,285	324,365	335,550	-	604,031	-
Dementia Supplement for Day Care Centres for the Elderly	-	-	-	-	-	-	-
After School Care Programme	-	-	-	-	-	-	-
Enhanced After School Care Programme	-	-	-	-	-	-	-
Foster Care Allowance	-	-	-	-	-	-	-
Foster Care Allowance (Time Limited)	-	-	-	-	-	-	-
Subsidy Scheme (Time Limited)	-	-	-	-	-	-	-
Neighbourhood Support Child Care Project (Administration Cost)	-	-	-	-	-	-	-
Visiting Medical Practitioner Scheme	-	-	-	-	-	-	-
Programme Worker (Timed Limited)	9,847	1,728	1,728	25,163	6,525	10,354	14,656
Training Subsidy Scheme for Special Child Care Workers and Senior Special Child Care Workers	-	-	-	-	-	-	-
Training Subsidy Scheme for Special Child Care Centres	-	-	-	-	-	-	-
Training Subsidy Scheme for Master in OT/PT Programmes	-	-	-	-	-	-	-
Allowance for Residential Services for Children	-	-	-	-	-	-	-
Supplementary Grant to Operator of Hang Ngai Workshop and Hostel	-	-	-	-	-	-	-
Financial Incentive Scheme for Mentors of Employees with Disabilities	-	-	-	-	-	-	-
Training Subsidy Programme for Children on the Waiting List for Subvented Pre-school Rehabilitation Services	-	-	-	-	-	-	-
Navigation Scheme for Young Persons in Care Services - Operating Expenses	-	-	-	-	-	-	-
Navigation Scheme for Young Persons in Care Services - Training Cost	-	-	-	-	-	-	-
	1,195,496	1,222,705	538,305	613,735	634,999	1,177,563	373,784

9. ANALYSIS OF CENTRAL ITEMS (Continued)

Programme Area Code	P03 1	P03 2	P03 3	P03 3	P03 3	P03 3	P03 4
FSA No.	5513	5366	5396	5476	5514	5516	5415
Service Unit Code	50018-6	50001-1	50007-4	50015-0	50011-8	50016-5	50003-2
Unit Name (Note 13)	HMTYC&AHE	JCHV	HLKHE	PCCYHE	CHHE	YCLMHE	LSPHE
	HK\$	HK\$	HK\$	HK\$	HK\$	HK\$	HK\$
Income							
Dementia Supplement for Elderly with Disabilities	-	-	-	-	-	-	-
Infirmary Care Supplement for the Aged Blind Persons	-	-	-	-	-	-	-
Dementia Supplement for Residential Elderly Services	1,660,351	798,776	1,194,509	909,754	1,604,862	791,466	277,445
Infirmary Care Supplement for Residential Elderly Services	3,040,191	-	1,317,486	2,072,151	1,930,881	1,189,608	826,035
Dementia Supplement for Day Care Centres for the Elderly	-	-	-	-	-	-	-
After School Care Programme	-	-	-	-	-	-	-
Enhanced After School Care Programme	-	-	-	-	-	-	-
Foster Care Allowance	-	-	-	-	-	-	-
Foster Care Allowance (Time Limited)	-	-	-	-	-	-	-
Rent and Rates for NSCCP	-	-	-	-	-	-	-
Subsidy Scheme (Time Limited)	-	-	-	-	-	-	-
Neighbourhood Support Child Care Project (Administration Cost)	-	-	-	-	-	-	-
Training Subsidy Scheme for Master in OT/PT Programmes	-	-	-	-	-	-	-
Allowance for Residential Services for Children	-	-	-	-	-	-	-
Training Subsidy Programme for Children on the Waiting List for Subvented Pre-school Rehabilitation Services	-	-	-	-	-	-	-
Navigation Scheme for Young Persons in Care Services - Operating Expenses	-	-	-	-	-	-	-
Navigation Scheme for Young Persons in Care Services - Training Cost	-	-	-	-	-	-	-
Total Income	4,700,542	798,776	2,511,995	2,981,905	3,535,743	1,981,074	1,103,480
Expenditure							
Dementia Supplement for Elderly with Disabilities	-	-	-	-	-	-	-
Infirmary Care Supplement for the Aged Blind Persons	-	-	-	-	-	-	-
Dementia Supplement for Residential Elderly Services	1,668,246	776,914	1,194,234	909,269	1,644,207	790,993	276,109
Infirmary Care Supplement for Residential Elderly Services	3,057,918	-	1,317,105	2,073,453	1,930,635	1,187,934	823,423
Dementia Supplement for Day Care Centres for the Elderly	-	-	-	-	-	-	-
After School Care Programme	-	-	-	-	-	-	-
Enhanced After School Care Programme	-	-	-	-	-	-	-
Foster Care Allowance	-	-	-	-	-	-	-
Foster Care Allowance (Time Limited)	-	-	-	-	-	-	-
Rent and Rates for NSCCP	-	-	-	-	-	-	-
Subsidy Scheme (Time Limited)	-	-	-	-	-	-	-
Neighbourhood Support Child Care Project (Administration Cost)	-	-	-	-	-	-	-
Training Subsidy Scheme for Special Child Care Workers and Senior Special Child Care Workers	-	-	-	-	-	-	-
Allowance for Residential Services for Children	-	-	-	-	-	-	-
Training Subsidy Programme for Children on the Waiting List for Subvented Pre-school Rehabilitation Services	-	-	-	-	-	-	-
Navigation Scheme for Young Persons in Care Services - Operating Expenses	-	-	-	-	-	-	-
Navigation Scheme for Young Persons in Care Services - Training Cost	-	-	-	-	-	-	-
Total Expenditure	4,726,164	776,914	2,511,339	2,982,722	3,574,842	1,978,927	1,101,532
Surplus/(Deficit)							
Dementia Supplement for Elderly with Disabilities	-	-	-	-	-	-	-
Infirmary Care Supplement for the Aged Blind Persons	-	-	-	-	-	-	-
Dementia Supplement for Residential Elderly Services	(7,895)	21,862	275	485	(39,345)	473	1,336
Infirmary Care Supplement for Residential Elderly Services	(17,727)	-	381	(1,302)	246	1,674	612
Dementia Supplement for Day Care Centres for the Elderly	-	-	-	-	-	-	-
After School Care Programme	-	-	-	-	-	-	-
Enhanced After School Care Programme	-	-	-	-	-	-	-
Foster Care Allowance	-	-	-	-	-	-	-
Foster Care Allowance (Time Limited)	-	-	-	-	-	-	-
Subsidy Scheme (Time Limited)	-	-	-	-	-	-	-
Neighbourhood Support Child Care Project (Administration Cost)	-	-	-	-	-	-	-
Training Subsidy Scheme for Special Child Care Workers and Senior Special Child Care Workers	-	-	-	-	-	-	-
Training Subsidy Scheme for Master in OT/PT Programmes	-	-	-	-	-	-	-
Allowance for Residential Services for Children	-	-	-	-	-	-	-
Training Subsidy Programme for Children on the Waiting List for Subvented Pre-school Rehabilitation Services	-	-	-	-	-	-	-
Navigation Scheme for Young Persons in Care Services - Operating Expenses	-	-	-	-	-	-	-
Navigation Scheme for Young Persons in Care Services - Training Cost	-	-	-	-	-	-	-
Total Surplus/(Deficit) for the year	(25,622)	21,862	656	(817)	(39,099)	2,147	1,948
Surplus/(Deficit) b/f	848,997	129,358	299,404	607,338	582,499	342,992	244,126
Surplus for previous years refunded to Government							
Subvention received in advance for next year	696,492	138,754	394,195	423,518	554,110	287,182	141,475
Subvention for 2016/17 received in previous year	(814,113)	(124,270)	(295,766)	(605,081)	(580,771)	(342,992)	(220,201)
Virement of Fund (Note 12)	25,622	(21,862)	(656)	817	39,099	(2,147)	(1,948)
Deficit on Dementia Supplement/Infirmary Care Supplement absorbed by Lump Sum Grant							
Surplus/(Deficit) c/f	731,376	143,842	397,833	425,775	555,838	287,182	165,400
Represented by :							
Dementia Supplement for Elderly with Disabilities	-	-	-	-	-	-	-
Infirmary Care Supplement for the Aged Blind Persons	-	-	-	-	-	-	-
Dementia Supplement for Residential Elderly Services	293,832	138,754	204,050	155,078	285,670	130,592	40,810
Infirmary Care Supplement for Residential Elderly Services	402,660	-	192,055	268,689	268,440	156,590	101,081
Dementia Supplement for Day Care Centres for the Elderly	-	-	-	-	-	-	-
After School Care Programme	-	-	-	-	-	-	-
Enhanced After School Care Programme	-	-	-	-	-	-	-
Foster Care Allowance	-	-	-	-	-	-	-
Foster Care Allowance (Time Limited)	-	-	-	-	-	-	-
Subsidy Scheme (Time Limited)	-	-	-	-	-	-	-
Neighbourhood Support Child Care Project (Administration Cost)	-	-	-	-	-	-	-
Visiting Medical Practitioner Scheme	-	-	-	-	-	-	-
Programme Worker (Time Limited)	34,884	5,088	1,728	2,008	1,728	-	23,509
Training Subsidy Scheme for Special Child Care Workers and Senior Special Child Care Workers	-	-	-	-	-	-	-
Training Subsidy Scheme for Special Child Care Centres	-	-	-	-	-	-	-
Training Subsidy Scheme for Master in OT/PT Programmes	-	-	-	-	-	-	-
Allowance for Residential Services for Children	-	-	-	-	-	-	-
Supplementary Grant to Operator of Hang Ngai Workshop and Hostel	-	-	-	-	-	-	-
Financial Incentive Scheme for Mentors of Employees with Disabilities	-	-	-	-	-	-	-
Training Subsidy Programme for Children on the Waiting List for Subvented Pre-school Rehabilitation Services	-	-	-	-	-	-	-
Navigation Scheme for Young Persons in Care Services - Operating Expenses	-	-	-	-	-	-	-
Navigation Scheme for Young Persons in Care Services - Training Cost	-	-	-	-	-	-	-
	731,376	143,842	397,833	425,775	555,838	287,182	165,400

9. ANALYSIS OF CENTRAL ITEMS (Continued)

Programme Area Code	P03	P03	P03	P03	P03	P03	P03
FSA No.	4	4	4	4	4	4	5
Service Unit Code	5484	5508	5511	5520	5523	5524	5435
	50010-2	50009-5	50002-7	50004-8	50012-3	50005-3	50008-0
Unit Name (Note 13)	FWWTHE	MWIFYHE	MHCHE	LBHE	MCSYHE	HTHE	LMHHE
	HK\$	HK\$	HK\$	HK\$	HK\$	HK\$	HK\$
Income							
Dementia Supplement for Elderly with Disabilities	-	-	-	-	-	-	-
Infirmary Care Supplement for the Aged Blind Persons	-	-	-	-	-	-	-
Dementia Supplement for Residential Elderly Services	791,466	443,912	1,131,710	110,978	617,689	1,187,199	1,131,710
Infirmary Care Supplement for Residential Elderly Services	1,434,966	1,373,994	1,647,606	-	1,161,354	405,954	1,784,412
Dementia Supplement for Day Care Centres for the Elderly	-	-	-	-	-	-	-
After School Care Programme	-	-	-	-	-	-	-
Enhanced After School Care Programme	-	-	-	-	-	-	-
Foster Care Allowance	-	-	-	-	-	-	-
Foster Care Allowance (Time Limited)	-	-	-	-	-	-	-
Rent and Rates for NSCCP	-	-	-	-	-	-	-
Subsidy Scheme (Time Limited)	-	-	-	-	-	-	-
Neighbourhood Support Child Care Project (Administration Cost)	-	-	-	-	-	-	-
Training Subsidy Scheme for Master in OT/PT Programmes	-	-	-	-	-	-	-
Allowance for Residential Services for Children	-	-	-	-	-	-	-
Training Subsidy Programme for Children on the Waiting List for	-	-	-	-	-	-	-
Subvented Pre-school Rehabilitation Services	-	-	-	-	-	-	-
Navigation Scheme for Young Persons in Care Services -	-	-	-	-	-	-	-
Operating Expenses	-	-	-	-	-	-	-
Navigation Scheme for Young Persons in Care Services -	-	-	-	-	-	-	-
Training Cost	-	-	-	-	-	-	-
Total Income	2,226,432	1,817,906	2,779,316	110,978	1,779,043	1,593,153	2,916,122
Expenditure							
Dementia Supplement for Elderly with Disabilities	-	-	-	-	-	-	-
Infirmary Care Supplement for the Aged Blind Persons	-	-	-	-	-	-	-
Dementia Supplement for Residential Elderly Services	791,347	443,912	1,138,628	108,051	616,959	1,187,157	1,131,080
Infirmary Care Supplement for Residential Elderly Services	1,434,537	1,366,370	1,646,815	-	1,160,923	405,226	1,783,830
Dementia Supplement for Day Care Centres for the Elderly	-	-	-	-	-	-	-
After School Care Programme	-	-	-	-	-	-	-
Enhanced After School Care Programme	-	-	-	-	-	-	-
Foster Care Allowance	-	-	-	-	-	-	-
Foster Care Allowance (Time Limited)	-	-	-	-	-	-	-
Rent and Rates for NSCCP	-	-	-	-	-	-	-
Subsidy Scheme (Time Limited)	-	-	-	-	-	-	-
Neighbourhood Support Child Care Project (Administration Cost)	-	-	-	-	-	-	-
Training Subsidy Scheme for Special Child Care Workers and	-	-	-	-	-	-	-
Senior Special Child Care Workers	-	-	-	-	-	-	-
Allowance for Residential Services for Children	-	-	-	-	-	-	-
Training Subsidy Programme for Children on the Waiting List for	-	-	-	-	-	-	-
Subvented Pre-school Rehabilitation Services	-	-	-	-	-	-	-
Navigation Scheme for Young Persons in Care Services -	-	-	-	-	-	-	-
Operating Expenses	-	-	-	-	-	-	-
Navigation Scheme for Young Persons in Care Services -	-	-	-	-	-	-	-
Training Cost	-	-	-	-	-	-	-
Total Expenditure	2,225,884	1,810,282	2,785,443	108,051	1,777,882	1,592,383	2,914,910
Surplus/(Deficit)							
Dementia Supplement for Elderly with Disabilities	-	-	-	-	-	-	-
Infirmary Care Supplement for the Aged Blind Persons	-	-	-	-	-	-	-
Dementia Supplement for Residential Elderly Services	119	-	(6,918)	2,927	730	42	630
Infirmary Care Supplement for Residential Elderly Services	429	7,624	791	-	431	728	582
Dementia Supplement for Day Care Centres for the Elderly	-	-	-	-	-	-	-
After School Care Programme	-	-	-	-	-	-	-
Enhanced After School Care Programme	-	-	-	-	-	-	-
Foster Care Allowance	-	-	-	-	-	-	-
Foster Care Allowance (Time Limited)	-	-	-	-	-	-	-
Subsidy Scheme (Time Limited)	-	-	-	-	-	-	-
Neighbourhood Support Child Care Project (Administration Cost)	-	-	-	-	-	-	-
Training Subsidy Scheme for Special Child Care Workers and	-	-	-	-	-	-	-
Senior Special Child Care Workers	-	-	-	-	-	-	-
Training Subsidy Scheme for Master in OT/PT Programmes	-	-	-	-	-	-	-
Allowance for Residential Services for Children	-	-	-	-	-	-	-
Training Subsidy Programme for Children on the Waiting List for	-	-	-	-	-	-	-
Subvented Pre-school Rehabilitation Services	-	-	-	-	-	-	-
Navigation Scheme for Young Persons in Care Services -	-	-	-	-	-	-	-
Operating Expenses	-	-	-	-	-	-	-
Navigation Scheme for Young Persons in Care Services -	-	-	-	-	-	-	-
Training Cost	-	-	-	-	-	-	-
Total Surplus/(Deficit) for the year	548	7,624	(6,127)	2,927	1,161	770	1,212
Surplus/(Deficit) b/f	431,870	232,902	472,245	27,645	287,467	270,772	508,271
Surplus for previous years refunded to Government	-	-	-	-	-	-	-
Subvention received in advance for next year	309,552	255,441	411,426	16,324	254,534	251,813	422,611
Subvention for 2016/17 received in previous year	(427,754)	(228,004)	(450,670)	(14,620)	(285,498)	(260,202)	(507,178)
Virement of Fund (Note 12)	(548)	(7,624)	6,127	(2,927)	(1,161)	(770)	(1,212)
Deficit on Dementia Supplement/Infirmary Care Supplement absorbed by Lump Sum Grant	-	-	-	-	-	-	-
Surplus/(Deficit) c/f	313,668	260,339	433,001	29,349	256,503	262,383	423,704
Represented by :							
Dementia Supplement for Elderly with Disabilities	-	-	-	-	-	-	-
Infirmary Care Supplement for the Aged Blind Persons	-	-	-	-	-	-	-
Dementia Supplement for Residential Elderly Services	130,592	65,296	187,726	16,324	97,944	195,888	187,726
Infirmary Care Supplement for Residential Elderly Services	181,348	192,289	223,985	-	156,831	56,296	235,308
Dementia Supplement for Day Care Centres for the Elderly	-	-	-	-	-	-	-
After School Care Programme	-	-	-	-	-	-	-
Enhanced After School Care Programme	-	-	-	-	-	-	-
Foster Care Allowance	-	-	-	-	-	-	-
Foster Care Allowance (Time Limited)	-	-	-	-	-	-	-
Subsidy Scheme (Time Limited)	-	-	-	-	-	-	-
Neighbourhood Support Child Care Project (Administration Cost)	-	-	-	-	-	-	-
Visiting Medical Practitioner Scheme	-	-	-	-	-	-	-
Programme Worker (Time Limited)	1,728	2,754	21,290	13,025	1,728	10,199	670
Training Subsidy Scheme for Special Child Care Workers and	-	-	-	-	-	-	-
Senior Special Child Care Workers	-	-	-	-	-	-	-
Training Subsidy Scheme for Special Child Care Centres	-	-	-	-	-	-	-
Training Subsidy Scheme for Master in OT/PT Programmes	-	-	-	-	-	-	-
Allowance for Residential Services for Children	-	-	-	-	-	-	-
Supplementary Grant to Operator of Hang Ngai Workshop and Hostel	-	-	-	-	-	-	-
Financial Incentive Scheme for Mentors of Employees with Disabilities	-	-	-	-	-	-	-
Training Subsidy Programme for Children on the Waiting List for	-	-	-	-	-	-	-
Subvented Pre-school Rehabilitation Services	-	-	-	-	-	-	-
Navigation Scheme for Young Persons in Care Services -	-	-	-	-	-	-	-
Operating Expenses	-	-	-	-	-	-	-
Navigation Scheme for Young Persons in Care Services -	-	-	-	-	-	-	-
Training Cost	-	-	-	-	-	-	-
	313,668	260,339	433,001	29,349	256,503	262,383	423,704

9. ANALYSIS OF CENTRAL ITEMS (Continued)

Programme Area Code	P03	P03	P03	P03	P03		
FSA No.	7	7	7	7	7		
Service Unit Code	5332	5386	5466	5499	5908	5905	
	50102-4	50104-5	50103-0	50101-9	50105-1	50106-6	50109-2
Unit Name (Note 13)	AMDCCE	WCTDCCE	FSCDCCE	TTPDCCE	CLDCCE	CFMLDCCE	MMAWLDCCCE
	HK\$	HK\$	HK\$	HK\$	HK\$	HK\$	HK\$
Income							
Dementia Supplement for Elderly with Disabilities	-	-	-	-	-	-	-
Infirmity Care Supplement for the Aged Blind Persons	-	-	-	-	-	-	-
Dementia Supplement for Residential Elderly Services	-	-	-	-	-	-	-
Infirmity Care Supplement for Residential Elderly Services	-	-	-	-	-	-	-
Dementia Supplement for Day Care Centres for the Elderly	278,421	278,421	278,421	278,421	398,648	455,597	297,404
After School Care Programme	-	-	-	-	-	-	-
Enhanced After School Care Programme	-	-	-	-	-	-	-
Foster Care Allowance	-	-	-	-	-	-	-
Foster Care Allowance (Time Limited)	-	-	-	-	-	-	-
Rent and Rates for NSCCP	-	-	-	-	-	-	-
Subsidy Scheme (Time Limited)	-	-	-	-	-	-	-
Neighbourhood Support Child Care Project (Administration Cost)	-	-	-	-	-	-	-
Training Subsidy Scheme for Master in OT/PT Programmes	-	-	-	-	-	-	-
Allowance for Residential Services for Children	-	-	-	-	-	-	-
Training Subsidy Programme for Children on the Waiting List for Subvented Pre-school Rehabilitation Services	-	-	-	-	-	-	-
Navigation Scheme for Young Persons in Care Services - Operating Expenses	-	-	-	-	-	-	-
Navigation Scheme for Young Persons in Care Services - Training Cost	-	-	-	-	-	-	-
Total Income	278,421	278,421	278,421	278,421	398,648	455,597	297,404
Expenditure							
Dementia Supplement for Elderly with Disabilities	-	-	-	-	-	-	-
Infirmity Care Supplement for the Aged Blind Persons	-	-	-	-	-	-	-
Dementia Supplement for Residential Elderly Services	-	-	-	-	-	-	-
Infirmity Care Supplement for Residential Elderly Services	-	-	-	-	-	-	-
Dementia Supplement for Day Care Centres for the Elderly	278,373	278,386	278,416	278,081	398,412	455,561	297,200
After School Care Programme	-	-	-	-	-	-	-
Enhanced After School Care Programme	-	-	-	-	-	-	-
Foster Care Allowance	-	-	-	-	-	-	-
Foster Care Allowance (Time Limited)	-	-	-	-	-	-	-
Rent and Rates for NSCCP	-	-	-	-	-	-	-
Subsidy Scheme (Time Limited)	-	-	-	-	-	-	-
Neighbourhood Support Child Care Project (Administration Cost)	-	-	-	-	-	-	-
Training Subsidy Scheme for Special Child Care Workers and Senior Special Child Care Workers	-	-	-	-	-	-	-
Allowance for Residential Services for Children	-	-	-	-	-	-	-
Training Subsidy Programme for Children on the Waiting List for Subvented Pre-school Rehabilitation Services	-	-	-	-	-	-	-
Navigation Scheme for Young Persons in Care Services - Operating Expenses	-	-	-	-	-	-	-
Navigation Scheme for Young Persons in Care Services - Training Cost	-	-	-	-	-	-	-
Total Expenditure	278,373	278,386	278,416	278,081	398,412	455,561	297,200
Surplus/(Deficit)							
Dementia Supplement for Elderly with Disabilities	-	-	-	-	-	-	-
Infirmity Care Supplement for the Aged Blind Persons	-	-	-	-	-	-	-
Dementia Supplement for Residential Elderly Services	-	-	-	-	-	-	-
Infirmity Care Supplement for Residential Elderly Services	-	-	-	-	-	-	-
Dementia Supplement for Day Care Centres for the Elderly	48	35	5	340	236	36	204
After School Care Programme	-	-	-	-	-	-	-
Enhanced After School Care Programme	-	-	-	-	-	-	-
Foster Care Allowance	-	-	-	-	-	-	-
Foster Care Allowance (Time Limited)	-	-	-	-	-	-	-
Subsidy Scheme (Time Limited)	-	-	-	-	-	-	-
Neighbourhood Support Child Care Project (Administration Cost)	-	-	-	-	-	-	-
Training Subsidy Scheme for Special Child Care Workers and Senior Special Child Care Workers	-	-	-	-	-	-	-
Training Subsidy Scheme for Master in OT/PT Programmes	-	-	-	-	-	-	-
Allowance for Residential Services for Children	-	-	-	-	-	-	-
Training Subsidy Programme for Children on the Waiting List for Subvented Pre-school Rehabilitation Services	-	-	-	-	-	-	-
Navigation Scheme for Young Persons in Care Services - Operating Expenses	-	-	-	-	-	-	-
Navigation Scheme for Young Persons in Care Services - Training Cost	-	-	-	-	-	-	-
Total Surplus/(Deficit) for the year	48	35	5	340	236	36	204
Surplus/(Deficit) b/f	2,094	24,501	3,238	2,336	28,167	9,755	7,854
Surplus for previous years refunded to Government	(165)	(22,437)	(2)	(132)	(990)	(9,569)	(7,628)
Subvention received in advance for next year	-	-	-	-	-	-	-
Subvention for 2016/17 received in previous year	-	-	-	-	-	-	-
Virement of Fund (Note 12)	-	-	-	-	-	-	-
Deficit on Dementia Supplement/Infirmity Care Supplement absorbed by Lump Sum Grant	-	-	-	-	-	-	-
Surplus/(Deficit) c/f	1,977	2,099	3,241	2,544	27,413	222	430
Represented by :							
Dementia Supplement for Elderly with Disabilities	-	-	-	-	-	-	-
Infirmity Care Supplement for the Aged Blind Persons	-	-	-	-	-	-	-
Dementia Supplement for Residential Elderly Services	-	-	-	-	-	-	-
Infirmity Care Supplement for Residential Elderly Services	-	-	-	-	-	-	-
Dementia Supplement for Day Care Centres for the Elderly	249	371	1,513	549	6,101	222	430
After School Care Programme	-	-	-	-	-	-	-
Enhanced After School Care Programme	-	-	-	-	-	-	-
Foster Care Allowance	-	-	-	-	-	-	-
Foster Care Allowance (Time Limited)	-	-	-	-	-	-	-
Subsidy Scheme (Time Limited)	-	-	-	-	-	-	-
Neighbourhood Support Child Care Project (Administration Cost)	-	-	-	-	-	-	-
Visiting Medical Practitioner Scheme	-	-	-	-	-	-	-
Programme Worker (Time Limited)	1,728	1,728	1,728	1,995	21,312	-	-
Training Subsidy Scheme for Special Child Care Workers and Senior Special Child Care Workers	-	-	-	-	-	-	-
Training Subsidy Scheme for Special Child Care Centres	-	-	-	-	-	-	-
Training Subsidy Scheme for Master in OT/PT Programmes	-	-	-	-	-	-	-
Allowance for Residential Services for Children	-	-	-	-	-	-	-
Supplementary Grant to Operator of Hang Ngai Workshop and Hostel	-	-	-	-	-	-	-
Financial Incentive Scheme for Mentors of Employees with Disabilities	-	-	-	-	-	-	-
Training Subsidy Programme for Children on the Waiting List for Subvented Pre-school Rehabilitation Services	-	-	-	-	-	-	-
Navigation Scheme for Young Persons in Care Services - Operating Expenses	-	-	-	-	-	-	-
Navigation Scheme for Young Persons in Care Services - Training Cost	-	-	-	-	-	-	-
	1,977	2,099	3,241	2,544	27,413	222	430

9. ANALYSIS OF CENTRAL ITEMS (Continued)

Programme Area Code	P03	P03	P03	P03	P03	P03	P03
FSA No.	11	11	11	16	16	16	16
Service Unit Code	5411	5462	5485	5911	5911	5911	5911
	50148-2	50145-6	50141-4	50124-8	50123-2	50122-7	50126-9
Unit Name (Note 13)	WCTDECC	FSCDECC	WTSWDECC	FSYNEC	FYWNEC	PWSNEC	WKLNEC
	HK\$	HK\$	HK\$	HK\$	HK\$	HK\$	HK\$
Income							
Dementia Supplement for Elderly with Disabilities	-	-	-	-	-	-	-
Infirmiry Care Supplement for the Aged Blind Persons	-	-	-	-	-	-	-
Dementia Supplement for Residential Elderly Services	-	-	-	-	-	-	-
Infirmiry Care Supplement for Residential Elderly Services	-	-	-	-	-	-	-
Dementia Supplement for Day Care Centres for the Elderly	-	-	-	-	-	-	-
After School Care Programme	-	-	-	-	-	-	-
Enhanced After School Care Programme	-	-	-	-	-	-	-
Foster Care Allowance	-	-	-	-	-	-	-
Foster Care Allowance (Time Limited)	-	-	-	-	-	-	-
Rent and Rates for NSCCP	-	-	-	-	-	-	-
Subsidy Scheme (Time Limited)	-	-	-	-	-	-	-
Neighbourhood Support Child Care Project (Administration Cost)	-	-	-	-	-	-	-
Training Subsidy Scheme for Master in OT/PT Programmes	-	-	-	-	-	-	-
Allowance for Residential Services for Children	-	-	-	-	-	-	-
Training Subsidy Programme for Children on the Waiting List for Subvented Pre-school Rehabilitation Services	-	-	-	-	-	-	-
Navigation Scheme for Young Persons in Care Services - Operating Expenses	-	-	-	-	-	-	-
Navigation Scheme for Young Persons in Care Services - Training Cost	-	-	-	-	-	-	-
Total Income	-	-	-	-	-	-	-
Expenditure							
Dementia Supplement for Elderly with Disabilities	-	-	-	-	-	-	-
Infirmiry Care Supplement for the Aged Blind Persons	-	-	-	-	-	-	-
Dementia Supplement for Residential Elderly Services	-	-	-	-	-	-	-
Infirmiry Care Supplement for Residential Elderly Services	-	-	-	-	-	-	-
Dementia Supplement for Day Care Centres for the Elderly	-	-	-	-	-	-	-
After School Care Programme	-	-	-	-	-	-	-
Enhanced After School Care Programme	-	-	-	-	-	-	-
Foster Care Allowance	-	-	-	-	-	-	-
Foster Care Allowance (Time Limited)	-	-	-	-	-	-	-
Rent and Rates for NSCCP	-	-	-	-	-	-	-
Subsidy Scheme (Time Limited)	-	-	-	-	-	-	-
Neighbourhood Support Child Care Project (Administration Cost)	-	-	-	-	-	-	-
Training Subsidy Scheme for Special Child Care Workers and Senior Special Child Care Workers	-	-	-	-	-	-	-
Allowance for Residential Services for Children	-	-	-	-	-	-	-
Training Subsidy Programme for Children on the Waiting List for Subvented Pre-school Rehabilitation Services	-	-	-	-	-	-	-
Navigation Scheme for Young Persons in Care Services - Operating Expenses	-	-	-	-	-	-	-
Navigation Scheme for Young Persons in Care Services - Training Cost	-	-	-	-	-	-	-
Total Expenditure	-	-	-	-	-	-	-
Surplus/(Deficit)							
Dementia Supplement for Elderly with Disabilities	-	-	-	-	-	-	-
Infirmiry Care Supplement for the Aged Blind Persons	-	-	-	-	-	-	-
Dementia Supplement for Residential Elderly Services	-	-	-	-	-	-	-
Infirmiry Care Supplement for Residential Elderly Services	-	-	-	-	-	-	-
Dementia Supplement for Day Care Centres for the Elderly	-	-	-	-	-	-	-
After School Care Programme	-	-	-	-	-	-	-
Enhanced After School Care Programme	-	-	-	-	-	-	-
Foster Care Allowance	-	-	-	-	-	-	-
Foster Care Allowance (Time Limited)	-	-	-	-	-	-	-
Subsidy Scheme (Time Limited)	-	-	-	-	-	-	-
Neighbourhood Support Child Care Project (Administration Cost)	-	-	-	-	-	-	-
Training Subsidy Scheme for Special Child Care Workers and Senior Special Child Care Workers	-	-	-	-	-	-	-
Allowance for Residential Services for Children	-	-	-	-	-	-	-
Training Subsidy Programme for Children on the Waiting List for Subvented Pre-school Rehabilitation Services	-	-	-	-	-	-	-
Navigation Scheme for Young Persons in Care Services - Operating Expenses	-	-	-	-	-	-	-
Navigation Scheme for Young Persons in Care Services - Training Cost	-	-	-	-	-	-	-
Total Surplus/(Deficit) for the year	-	-	-	-	-	-	-
Surplus/(Deficit) b/f	20,781	25,136	3,456	20,976	-	9,224	-
Surplus for previous years refunded to Government	-	-	-	-	-	-	-
Subvention received in advance for next year	-	-	-	-	-	-	-
Subvention for 2016/17 received in previous year	-	-	-	-	-	-	-
Virement of Fund (Note 12)	-	-	-	-	-	-	-
Deficit on Dementia Supplement/Infirmiry Care Supplement absorbed by Lump Sum Grant	-	-	-	-	-	-	-
Surplus/(Deficit) c/f	20,781	25,136	3,456	20,976	-	9,224	-
Represented by :							
Dementia Supplement for Elderly with Disabilities	-	-	-	-	-	-	-
Infirmiry Care Supplement for the Aged Blind Persons	-	-	-	-	-	-	-
Dementia Supplement for Residential Elderly Services	-	-	-	-	-	-	-
Infirmiry Care Supplement for Residential Elderly Services	-	-	-	-	-	-	-
Dementia Supplement for Day Care Centres for the Elderly	-	-	-	-	-	-	-
After School Care Programme	-	-	-	-	-	-	-
Enhanced After School Care Programme	-	-	-	-	-	-	-
Foster Care Allowance	-	-	-	-	-	-	-
Foster Care Allowance (Time Limited)	-	-	-	-	-	-	-
Subsidy Scheme (Time Limited)	-	-	-	-	-	-	-
Neighbourhood Support Child Care Project (Administration Cost)	-	-	-	-	-	-	-
Visiting Medical Practitioner Scheme	-	-	-	-	-	-	-
Programme Worker (Timed Limited)	20,781	25,136	3,456	20,976	-	9,224	-
Training Subsidy Scheme for Special Child Care Workers and Senior Special Child Care Workers	-	-	-	-	-	-	-
Training Subsidy Scheme for Special Child Care Centres	-	-	-	-	-	-	-
Training Subsidy Scheme for Master in OT/PT Programmes	-	-	-	-	-	-	-
Allowance for Residential Services for Children	-	-	-	-	-	-	-
Supplementary Grant to Operator of Hang Ngai Workshop and Hostel	-	-	-	-	-	-	-
Financial Incentive Scheme for Mentors of Employees with Disabilities	-	-	-	-	-	-	-
Training Subsidy Programme for Children on the Waiting List for Subvented Pre-school Rehabilitation Services	-	-	-	-	-	-	-
Navigation Scheme for Young Persons in Care Services - Operating Expenses	-	-	-	-	-	-	-
Navigation Scheme for Young Persons in Care Services - Training Cost	-	-	-	-	-	-	-
	20,781	25,136	3,456	20,976	-	9,224	-

9. ANALYSIS OF CENTRAL ITEMS (Continued)

Programme Area Code	P03	P04	P04	P04	P04	P04	P04
FSA No.	16	1	1	1	1	1	1
Service Unit Code	5911	5436	5437	5438	5439	5441	5442
	50125-3	50571-2	50572-8	50573-3	50574-9	50575-4	50576-0
Unit Name (Note 13)	WLMTTWNEC	JCYOC&AH	ICYYC&AH	JCYLC&AH	JCYHC&AH	JCYTC&AH	JCYKC&AH
	HK\$	HK\$	HK\$	HK\$	HK\$	HK\$	HK\$
Income							
Dementia Supplement for Elderly with Disabilities	-	514,021	395,733	743,287	340,244	458,532	687,798
Infirmiry Care Supplement for the Aged Blind Persons	-	958,377	1,808,202	1,350,204	1,458,756	1,430,502	1,203,735
Dementia Supplement for Residential Elderly Services	-	-	-	-	-	-	-
Infirmiry Care Supplement for Residential Elderly Services	-	-	-	-	-	-	-
Dementia Supplement for Day Care Centres for the Elderly	-	-	-	-	-	-	-
After School Care Programme	-	-	-	-	-	-	-
Enhanced After School Care Programme	-	-	-	-	-	-	-
Foster Care Allowance	-	-	-	-	-	-	-
Foster Care Allowance (Time Limited)	-	-	-	-	-	-	-
Rent and Rates for NSCCP	-	-	-	-	-	-	-
Subsidy Scheme (Time Limited)	-	-	-	-	-	-	-
Neighbourhood Support Child Care Project (Administration Cost)	-	-	-	-	-	-	-
Training Subsidy Scheme for Master in OT/PT Programmes	-	-	-	-	-	-	-
Allowance for Residential Services for Children	-	-	-	-	-	-	-
Training Subsidy Programme for Children on the Waiting List for Subvented Pre-school Rehabilitation Services	-	-	-	-	-	-	-
Navigation Scheme for Young Persons in Care Services - Operating Expenses	-	-	-	-	-	-	-
Navigation Scheme for Young Persons in Care Services - Training Cost	-	-	-	-	-	-	-
Total Income	-	1,472,398	2,203,935	2,093,491	1,799,000	1,889,034	1,891,533
Expenditure							
Dementia Supplement for Elderly with Disabilities	-	511,337	395,733	743,244	339,642	458,357	685,749
Infirmiry Care Supplement for the Aged Blind Persons	-	958,241	1,806,002	1,350,039	1,458,555	1,427,703	1,203,090
Dementia Supplement for Residential Elderly Services	-	-	-	-	-	-	-
Infirmiry Care Supplement for Residential Elderly Services	-	-	-	-	-	-	-
Dementia Supplement for Day Care Centres for the Elderly	-	-	-	-	-	-	-
After School Care Programme	-	-	-	-	-	-	-
Enhanced After School Care Programme	-	-	-	-	-	-	-
Foster Care Allowance	-	-	-	-	-	-	-
Foster Care Allowance (Time Limited)	-	-	-	-	-	-	-
Rent and Rates for NSCCP	-	-	-	-	-	-	-
Subsidy Scheme (Time Limited)	-	-	-	-	-	-	-
Neighbourhood Support Child Care Project (Administration Cost)	-	-	-	-	-	-	-
Training Subsidy Scheme for Special Child Care Workers and Senior Special Child Care Workers	-	-	-	-	-	-	-
Allowance for Residential Services for Children	-	-	-	-	-	-	-
Training Subsidy Programme for Children on the Waiting List for Subvented Pre-school Rehabilitation Services	-	-	-	-	-	-	-
Navigation Scheme for Young Persons in Care Services - Operating Expenses	-	-	-	-	-	-	-
Navigation Scheme for Young Persons in Care Services - Training Cost	-	-	-	-	-	-	-
Total Expenditure	-	1,469,578	2,201,735	2,093,283	1,798,197	1,886,060	1,888,839
Surplus/(Deficit)							
Dementia Supplement for Elderly with Disabilities	-	2,684	-	43	602	175	2,049
Infirmiry Care Supplement for the Aged Blind Persons	-	136	2,200	165	201	2,799	645
Dementia Supplement for Residential Elderly Services	-	-	-	-	-	-	-
Infirmiry Care Supplement for Residential Elderly Services	-	-	-	-	-	-	-
Dementia Supplement for Day Care Centres for the Elderly	-	-	-	-	-	-	-
After School Care Programme	-	-	-	-	-	-	-
Enhanced After School Care Programme	-	-	-	-	-	-	-
Foster Care Allowance	-	-	-	-	-	-	-
Foster Care Allowance (Time Limited)	-	-	-	-	-	-	-
Subsidy Scheme (Time Limited)	-	-	-	-	-	-	-
Neighbourhood Support Child Care Project (Administration Cost)	-	-	-	-	-	-	-
Training Subsidy Scheme for Special Child Care Workers and Senior Special Child Care Workers	-	-	-	-	-	-	-
Allowance for Residential Services for Children	-	-	-	-	-	-	-
Training Subsidy Programme for Children on the Waiting List for Subvented Pre-school Rehabilitation Services	-	-	-	-	-	-	-
Navigation Scheme for Young Persons in Care Services - Operating Expenses	-	-	-	-	-	-	-
Navigation Scheme for Young Persons in Care Services - Training Cost	-	-	-	-	-	-	-
Total Surplus/(Deficit) for the year	-	2,820	2,200	208	803	2,974	2,694
Surplus/(Deficit) b/f	2,848	248,274	342,047	343,126	306,355	300,377	349,813
Surplus for previous years refunded to Government	-	-	-	-	-	-	-
Subvention received in advance for next year	-	224,002	311,366	309,552	247,279	282,950	279,020
Subvention for 2016/17 received in previous year	-	(235,807)	(341,020)	(342,992)	(305,456)	(299,132)	(349,809)
Virement of Fund (Note 12)	-	(2,820)	(2,200)	(208)	(803)	(2,974)	(2,694)
Deficit on Dementia Supplement/Infirmiry Care Supplement absorbed by Lump Sum Grant	-	-	-	-	-	-	-
Surplus/(Deficit) c/f	2,848	236,469	312,393	309,686	248,178	284,195	279,024
Represented by :							
Dementia Supplement for Elderly with Disabilities	-	89,782	65,296	130,592	57,134	81,620	122,430
Infirmiry Care Supplement for the Aged Blind Persons	-	146,687	247,097	179,094	191,044	202,575	156,594
Dementia Supplement for Residential Elderly Services	-	-	-	-	-	-	-
Infirmiry Care Supplement for Residential Elderly Services	-	-	-	-	-	-	-
Dementia Supplement for Day Care Centres for the Elderly	-	-	-	-	-	-	-
After School Care Programme	-	-	-	-	-	-	-
Enhanced After School Care Programme	-	-	-	-	-	-	-
Foster Care Allowance	-	-	-	-	-	-	-
Foster Care Allowance (Time Limited)	-	-	-	-	-	-	-
Subsidy Scheme (Time Limited)	-	-	-	-	-	-	-
Neighbourhood Support Child Care Project (Administration Cost)	-	-	-	-	-	-	-
Visiting Medical Practitioner Scheme	-	-	-	-	-	-	-
Programme Worker (Time Limited)	2,848	-	-	-	-	-	-
Training Subsidy Scheme for Special Child Care Workers and Senior Special Child Care Workers	-	-	-	-	-	-	-
Training Subsidy Scheme for Special Child Care Centres	-	-	-	-	-	-	-
Training Subsidy Scheme for Master in OT/PT Programmes	-	-	-	-	-	-	-
Allowance for Residential Services for Children	-	-	-	-	-	-	-
Supplementary Grant to Operator of Hang Ngai Workshop and Hostel	-	-	-	-	-	-	-
Financial Incentive Scheme for Mentors of Employees with Disabilities	-	-	-	-	-	-	-
Training Subsidy Programme for Children on the Waiting List for Subvented Pre-school Rehabilitation Services	-	-	-	-	-	-	-
Navigation Scheme for Young Persons in Care Services - Operating Expenses	-	-	-	-	-	-	-
Navigation Scheme for Young Persons in Care Services - Training Cost	-	-	-	-	-	-	-
	2,848	236,469	312,393	309,686	248,178	284,195	279,024

9. ANALYSIS OF CENTRAL ITEMS (Continued)

Programme Area Code	P04	P04	P04	P04	P04	P04	P04
FSA No.	7	7	7	7	12	14	14
Service Unit Code	5429	5431	5432	5433	5301	5382	5391
	50551-0	50552-5	50553-1	50554-6	50231-5	50501-8	50502-3
Unit Name (Note 13)	JCKEH	JCKFH	JCKYH	JCKLH	CCPSA	TTPDAC-H	JCTYDAC-H
	HK\$	HK\$	HK\$	HK\$	HK\$	HK\$	HK\$
Income							
Dementia Supplement for Elderly with Disabilities	55,489	118,288	166,467	110,978	-	-	-
Infirmary Care Supplement for the Aged Blind Persons	-	-	-	-	-	-	-
Dementia Supplement for Residential Elderly Services	-	-	-	-	-	-	-
Infirmary Care Supplement for Residential Elderly Services	-	-	-	-	-	-	-
Dementia Supplement for Day Care Centres for the Elderly	-	-	-	-	-	-	-
After School Care Programme	-	-	-	-	-	-	-
Enhanced After School Care Programme	-	-	-	-	-	-	-
Foster Care Allowance	-	-	-	-	-	-	-
Foster Care Allowance (Time Limited)	-	-	-	-	-	-	-
Rent and Rates for NSCCP	-	-	-	-	-	-	-
Subsidy Scheme (Time Limited)	-	-	-	-	-	-	-
Neighbourhood Support Child Care Project (Administration Cost)	-	-	-	-	-	-	-
Training Subsidy Scheme for Master in OT/PT Programmes	-	-	-	-	-	-	-
Allowance for Residential Services for Children	-	-	-	-	-	-	-
Training Subsidy Programme for Children on the Waiting List for	-	-	-	-	-	-	-
Subvented Pre-school Rehabilitation Services	-	-	-	-	-	-	-
Navigation Scheme for Young Persons in Care Services -	-	-	-	-	-	-	-
Operating Expenses	-	-	-	-	-	-	-
Navigation Scheme for Young Persons in Care Services -	-	-	-	-	-	-	-
Training Cost	-	-	-	-	-	-	-
Total Income	55,489	118,288	166,467	110,978	-	-	-
Expenditure							
Dementia Supplement for Elderly with Disabilities	55,489	115,876	166,425	110,978	-	-	-
Infirmary Care Supplement for the Aged Blind Persons	-	-	-	-	-	-	-
Dementia Supplement for Residential Elderly Services	-	-	-	-	-	-	-
Infirmary Care Supplement for Residential Elderly Services	-	-	-	-	-	-	-
Dementia Supplement for Day Care Centres for the Elderly	-	-	-	-	-	-	-
After School Care Programme	-	-	-	-	-	-	-
Enhanced After School Care Programme	-	-	-	-	-	-	-
Foster Care Allowance	-	-	-	-	-	-	-
Foster Care Allowance (Time Limited)	-	-	-	-	-	-	-
Rent and Rates for NSCCP	-	-	-	-	-	-	-
Subsidy Scheme (Time Limited)	-	-	-	-	-	-	-
Neighbourhood Support Child Care Project (Administration Cost)	-	-	-	-	-	-	-
Training Subsidy Scheme for Special Child Care Workers and	-	-	-	-	-	-	-
Senior Special Child Care Workers	-	-	-	-	-	-	-
Allowance for Residential Services for Children	-	-	-	-	-	-	-
Training Subsidy Programme for Children on the Waiting List for	-	-	-	-	-	-	-
Subvented Pre-school Rehabilitation Services	-	-	-	-	-	-	-
Navigation Scheme for Young Persons in Care Services -	-	-	-	-	-	-	-
Operating Expenses	-	-	-	-	-	-	-
Navigation Scheme for Young Persons in Care Services -	-	-	-	-	-	-	-
Training Cost	-	-	-	-	-	-	-
Total Expenditure	55,489	115,876	166,425	110,978	-	-	-
Surplus/(Deficit)							
Dementia Supplement for Elderly with Disabilities	-	2,412	42	-	-	-	-
Infirmary Care Supplement for the Aged Blind Persons	-	-	-	-	-	-	-
Dementia Supplement for Residential Elderly Services	-	-	-	-	-	-	-
Infirmary Care Supplement for Residential Elderly Services	-	-	-	-	-	-	-
Dementia Supplement for Day Care Centres for the Elderly	-	-	-	-	-	-	-
After School Care Programme	-	-	-	-	-	-	-
Enhanced After School Care Programme	-	-	-	-	-	-	-
Foster Care Allowance	-	-	-	-	-	-	-
Foster Care Allowance (Time Limited)	-	-	-	-	-	-	-
Subsidy Scheme (Time Limited)	-	-	-	-	-	-	-
Neighbourhood Support Child Care Project (Administration Cost)	-	-	-	-	-	-	-
Training Subsidy Scheme for Special Child Care Workers and	-	-	-	-	-	-	-
Senior Special Child Care Workers	-	-	-	-	-	-	-
Training Subsidy Scheme for Master in OT/PT Programmes	-	-	-	-	-	-	-
Allowance for Residential Services for Children	-	-	-	-	-	-	-
Training Subsidy Programme for Children on the Waiting List for	-	-	-	-	-	-	-
Subvented Pre-school Rehabilitation Services	-	-	-	-	-	-	-
Navigation Scheme for Young Persons in Care Services -	-	-	-	-	-	-	-
Operating Expenses	-	-	-	-	-	-	-
Navigation Scheme for Young Persons in Care Services -	-	-	-	-	-	-	-
Training Cost	-	-	-	-	-	-	-
Total Surplus/(Deficit) for the year	-	2,412	42	-	-	-	-
Surplus/(Deficit) b/f	18,699	34,519	34,079	29,049	45,506	3,644	14,429
Surplus for previous years refunded to Government	-	-	-	-	-	-	-
Subvention received in advance for next year	-	24,486	24,486	16,324	-	-	-
Subvention for 2016/17 received in previous year	(7,310)	(21,930)	(21,930)	(14,620)	-	-	-
Virement of Fund (Note 12)	-	(2,412)	(42)	-	-	-	-
Deficit on Dementia Supplement/Infirmary Care Supplement	-	-	-	-	-	-	-
absorbed by Lump Sum Grant	-	-	-	-	-	-	-
Surplus/(Deficit) c/f	11,389	37,075	36,635	30,753	45,506	3,644	14,429
Represented by :							
Dementia Supplement for Elderly with Disabilities	-	24,486	24,486	16,324	-	-	-
Infirmary Care Supplement for the Aged Blind Persons	-	-	-	-	-	-	-
Dementia Supplement for Residential Elderly Services	-	-	-	-	-	-	-
Infirmary Care Supplement for Residential Elderly Services	-	-	-	-	-	-	-
Dementia Supplement for Day Care Centres for the Elderly	-	-	-	-	-	-	-
After School Care Programme	-	-	-	-	-	-	-
Enhanced After School Care Programme	-	-	-	-	-	-	-
Foster Care Allowance	-	-	-	-	-	-	-
Foster Care Allowance (Time Limited)	-	-	-	-	-	-	-
Subsidy Scheme (Time Limited)	-	-	-	-	-	-	-
Neighbourhood Support Child Care Project (Administration Cost)	-	-	-	-	-	-	-
Visiting Medical Practitioner Scheme	11,389	12,589	12,149	14,429	-	3,644	14,429
Programme Worker (Timed Limited)	-	-	-	-	45,506	-	-
Training Subsidy Scheme for Special Child Care Workers and	-	-	-	-	-	-	-
Senior Special Child Care Workers	-	-	-	-	-	-	-
Training Subsidy Scheme for Special Child Care Centres	-	-	-	-	-	-	-
Training Subsidy Scheme for Master in OT/PT Programmes	-	-	-	-	-	-	-
Allowance for Residential Services for Children	-	-	-	-	-	-	-
Supplementary Grant to Operator of Hang Ngai Workshop and Hostel	-	-	-	-	-	-	-
Financial Incentive Scheme for Mentors of Employees with Disabilities	-	-	-	-	-	-	-
Training Subsidy Programme for Children on the Waiting List for	-	-	-	-	-	-	-
Subvented Pre-school Rehabilitation Services	-	-	-	-	-	-	-
Navigation Scheme for Young Persons in Care Services -	-	-	-	-	-	-	-
Operating Expenses	-	-	-	-	-	-	-
Navigation Scheme for Young Persons in Care Services -	-	-	-	-	-	-	-
Training Cost	-	-	-	-	-	-	-
	11,389	37,075	36,635	30,753	45,506	3,644	14,429

9. ANALYSIS OF CENTRAL ITEMS (Continued)

Programme Area Code	P04	P04	P04	P04	P04	P04	P04
FSA No.	14	14	14	14	14	22	22
Service Unit Code	5392	5393	5394	5395	5400	5427	5463
	50503-9	50504-4	50505-0	50506-5	50507-1	50541-3	50508-6
Unit Name (Note 13)	JCTKDAC-H	JCTHDAC-H	JCTNDAC-H	JCTSDAC-H	JCTCDAC-H	JCNCNPH	FSCDAC-H
	HK\$	HK\$	HK\$	HK\$	HK\$	HK\$	HK\$
Income							
Dementia Supplement for Elderly with Disabilities	-	55,489	-	-	-	-	-
Infirmiry Care Supplement for the Aged Blind Persons	-	-	-	-	-	-	-
Dementia Supplement for Residential Elderly Services	-	-	-	-	-	-	-
Infirmiry Care Supplement for Residential Elderly Services	-	-	-	-	-	-	-
Dementia Supplement for Day Care Centres for the Elderly	-	-	-	-	-	-	-
After School Care Programme	-	-	-	-	-	-	-
Enhanced After School Care Programme	-	-	-	-	-	-	-
Foster Care Allowance	-	-	-	-	-	-	-
Foster Care Allowance (Time Limited)	-	-	-	-	-	-	-
Rent and Rates for NSCCP	-	-	-	-	-	-	-
Subsidy Scheme (Time Limited)	-	-	-	-	-	-	-
Neighbourhood Support Child Care Project (Administration Cost)	-	-	-	-	-	-	-
Training Subsidy Scheme for Master in OT/PT Programmes	-	-	-	-	-	-	-
Allowance for Residential Services for Children	-	-	-	-	-	-	-
Training Subsidy Programme for Children on the Waiting List for Subvented Pre-school Rehabilitation Services	-	-	-	-	-	-	-
Navigation Scheme for Young Persons in Care Services - Operating Expenses	-	-	-	-	-	-	-
Navigation Scheme for Young Persons in Care Services - Training Cost	-	-	-	-	-	-	-
Total Income	-	55,489	-	-	-	-	-
Expenditure							
Dementia Supplement for Elderly with Disabilities	-	55,489	-	-	-	-	-
Infirmiry Care Supplement for the Aged Blind Persons	-	-	-	-	-	-	-
Dementia Supplement for Residential Elderly Services	-	-	-	-	-	-	-
Infirmiry Care Supplement for Residential Elderly Services	-	-	-	-	-	-	-
Dementia Supplement for Day Care Centres for the Elderly	-	-	-	-	-	-	-
After School Care Programme	-	-	-	-	-	-	-
Enhanced After School Care Programme	-	-	-	-	-	-	-
Foster Care Allowance	-	-	-	-	-	-	-
Foster Care Allowance (Time Limited)	-	-	-	-	-	-	-
Rent and Rates for NSCCP	-	-	-	-	-	-	-
Subsidy Scheme (Time Limited)	-	-	-	-	-	-	-
Neighbourhood Support Child Care Project (Administration Cost)	-	-	-	-	-	-	-
Training Subsidy Scheme for Special Child Care Workers and Senior Special Child Care Workers	-	-	-	-	-	-	-
Allowance for Residential Services for Children	-	-	-	-	-	-	-
Training Subsidy Programme for Children on the Waiting List for Subvented Pre-school Rehabilitation Services	-	-	-	-	-	-	-
Navigation Scheme for Young Persons in Care Services - Operating Expenses	-	-	-	-	-	-	-
Navigation Scheme for Young Persons in Care Services - Training Cost	-	-	-	-	-	-	-
Total Expenditure	-	55,489	-	-	-	-	-
Surplus/(Deficit)							
Dementia Supplement for Elderly with Disabilities	-	-	-	-	-	-	-
Infirmiry Care Supplement for the Aged Blind Persons	-	-	-	-	-	-	-
Dementia Supplement for Residential Elderly Services	-	-	-	-	-	-	-
Infirmiry Care Supplement for Residential Elderly Services	-	-	-	-	-	-	-
Dementia Supplement for Day Care Centres for the Elderly	-	-	-	-	-	-	-
After School Care Programme	-	-	-	-	-	-	-
Enhanced After School Care Programme	-	-	-	-	-	-	-
Foster Care Allowance	-	-	-	-	-	-	-
Foster Care Allowance (Time Limited)	-	-	-	-	-	-	-
Subsidy Scheme (Time Limited)	-	-	-	-	-	-	-
Neighbourhood Support Child Care Project (Administration Cost)	-	-	-	-	-	-	-
Training Subsidy Scheme for Special Child Care Workers and Senior Special Child Care Workers	-	-	-	-	-	-	-
Training Subsidy Scheme for Master in OT/PT Programmes	-	-	-	-	-	-	-
Allowance for Residential Services for Children	-	-	-	-	-	-	-
Training Subsidy Programme for Children on the Waiting List for Subvented Pre-school Rehabilitation Services	-	-	-	-	-	-	-
Navigation Scheme for Young Persons in Care Services - Operating Expenses	-	-	-	-	-	-	-
Navigation Scheme for Young Persons in Care Services - Training Cost	-	-	-	-	-	-	-
Total Surplus/(Deficit) for the year	15,589	20,859	12,829	14,229	17,656	30,595	37,934
Surplus/(Deficit) b/f	-	-	-	-	-	-	-
Surplus for previous years refunded to Government	-	-	-	-	-	-	-
Subvention received in advance for next year	-	-	-	-	-	-	-
Subvention for 2016/17 received in previous year	-	(7,310)	-	-	-	-	-
Virement of Fund (Note 12)	-	-	-	-	-	-	-
Deficit on Dementia Supplement/Infirmiry Care Supplement absorbed by Lump Sum Grant	-	-	-	-	-	-	-
Surplus/(Deficit) c/f	15,589	13,549	12,829	14,229	17,656	30,595	37,934
Represented by :							
Dementia Supplement for Elderly with Disabilities	-	-	-	-	-	-	-
Infirmiry Care Supplement for the Aged Blind Persons	-	-	-	-	-	-	-
Dementia Supplement for Residential Elderly Services	-	-	-	-	-	-	-
Infirmiry Care Supplement for Residential Elderly Services	-	-	-	-	-	-	-
Dementia Supplement for Day Care Centres for the Elderly	-	-	-	-	-	-	-
After School Care Programme	-	-	-	-	-	-	-
Enhanced After School Care Programme	-	-	-	-	-	-	-
Foster Care Allowance	-	-	-	-	-	-	-
Foster Care Allowance (Time Limited)	-	-	-	-	-	-	-
Subsidy Scheme (Time Limited)	-	-	-	-	-	-	-
Neighbourhood Support Child Care Project (Administration Cost)	-	-	-	-	-	-	-
Visiting Medical Practitioner Scheme	15,589	13,549	12,829	14,229	17,656	30,595	37,934
Programme Worker (Timed Limited)	-	-	-	-	-	-	-
Training Subsidy Scheme for Special Child Care Workers and Senior Special Child Care Workers	-	-	-	-	-	-	-
Training Subsidy Scheme for Special Child Care Centres	-	-	-	-	-	-	-
Training Subsidy Scheme for Master in OT/PT Programmes	-	-	-	-	-	-	-
Allowance for Residential Services for Children	-	-	-	-	-	-	-
Supplementary Grant to Operator of Hang Ngai Workshop and Hostel	-	-	-	-	-	-	-
Financial Incentive Scheme for Mentors of Employees with Disabilities	-	-	-	-	-	-	-
Training Subsidy Programme for Children on the Waiting List for Subvented Pre-school Rehabilitation Services	-	-	-	-	-	-	-
Navigation Scheme for Young Persons in Care Services - Operating Expenses	-	-	-	-	-	-	-
Navigation Scheme for Young Persons in Care Services - Training Cost	-	-	-	-	-	-	-
	15,589	13,549	12,829	14,229	17,656	30,595	37,934

9. ANALYSIS OF CENTRAL ITEMS (Continued)

Programme Area Code	P04	P04	P04	P04	P07	P07	P07
FSA No.	27	33	33	34	2	3	7
Service Unit Code	7630	7301	5449	5404	7078	5347	5296
	50681-6	50611-1	50612-7	50613-2	50209-0	50202-1	50207-9
Unit Name (Note 13)	YSMLSCH	MLSWIVRC	JNCIVRC	WCTIVRC-H	LWCCC	JCSISC	JCTSWISC
	HK\$	HK\$	HK\$	HK\$	HK\$	HK\$	HK\$
Income							
Dementia Supplement for Elderly with Disabilities	-	-	-	-	-	-	-
Infirmary Care Supplement for the Aged Blind Persons	-	-	-	-	-	-	-
Dementia Supplement for Residential Elderly Services	-	-	-	-	-	-	-
Infirmary Care Supplement for Residential Elderly Services	-	-	-	-	-	-	-
Dementia Supplement for Day Care Centres for the Elderly	-	-	-	-	-	-	-
After School Care Programme	-	-	-	-	-	36,000	139,500
Enhanced After School Care Programme	-	-	-	-	-	-	-
Foster Care Allowance	-	-	-	-	-	-	-
Foster Care Allowance (Time Limited)	-	-	-	-	-	-	-
Rent and Rates for NSCCP	-	-	-	-	-	-	-
Subsidy Scheme (Time Limited)	-	-	-	-	-	-	-
Neighbourhood Support Child Care Project (Administration Cost)	-	-	-	-	-	-	-
Training Subsidy Scheme for Master in OT/PT Programmes	-	-	-	-	-	-	-
Allowance for Residential Services for Children	-	-	-	-	-	-	-
Training Subsidy Programme for Children on the Waiting List for Subvented Pre-school Rehabilitation Services	-	-	-	-	-	-	-
Navigation Scheme for Young Persons in Care Services - Operating Expenses	-	-	-	-	-	-	-
Navigation Scheme for Young Persons in Care Services - Training Cost	-	-	-	-	-	-	-
Total Income	-	-	-	-	-	36,000	139,500
Expenditure							
Dementia Supplement for Elderly with Disabilities	-	-	-	-	-	-	-
Infirmary Care Supplement for the Aged Blind Persons	-	-	-	-	-	-	-
Dementia Supplement for Residential Elderly Services	-	-	-	-	-	-	-
Infirmary Care Supplement for Residential Elderly Services	-	-	-	-	-	-	-
Dementia Supplement for Day Care Centres for the Elderly	-	-	-	-	-	-	-
After School Care Programme	-	-	-	-	-	183,516	19,470
Enhanced After School Care Programme	-	-	-	-	-	-	-
Foster Care Allowance	-	-	-	-	-	-	-
Foster Care Allowance (Time Limited)	-	-	-	-	-	-	-
Rent and Rates for NSCCP	-	-	-	-	-	-	-
Subsidy Scheme (Time Limited)	-	-	-	-	-	-	-
Neighbourhood Support Child Care Project (Administration Cost)	-	-	-	-	-	-	-
Training Subsidy Scheme for Special Child Care Workers and Senior Special Child Care Workers	-	-	-	-	-	-	-
Allowance for Residential Services for Children	-	-	-	-	-	-	-
Training Subsidy Programme for Children on the Waiting List for Subvented Pre-school Rehabilitation Services	-	-	-	-	-	-	-
Navigation Scheme for Young Persons in Care Services - Operating Expenses	-	-	-	-	-	-	-
Navigation Scheme for Young Persons in Care Services - Training Cost	-	-	-	-	-	-	-
Total Expenditure	-	-	-	-	-	183,516	19,470
Surplus/(Deficit)							
Dementia Supplement for Elderly with Disabilities	-	-	-	-	-	-	-
Infirmary Care Supplement for the Aged Blind Persons	-	-	-	-	-	-	-
Dementia Supplement for Residential Elderly Services	-	-	-	-	-	-	-
Infirmary Care Supplement for Residential Elderly Services	-	-	-	-	-	-	-
Dementia Supplement for Day Care Centres for the Elderly	-	-	-	-	-	-	-
After School Care Programme	-	-	-	-	-	(147,516)	120,030
Enhanced After School Care Programme	-	-	-	-	-	-	-
Foster Care Allowance	-	-	-	-	-	-	-
Foster Care Allowance (Time Limited)	-	-	-	-	-	-	-
Subsidy Scheme (Time Limited)	-	-	-	-	-	-	-
Neighbourhood Support Child Care Project (Administration Cost)	-	-	-	-	-	-	-
Training Subsidy Scheme for Special Child Care Workers and Senior Special Child Care Workers	-	-	-	-	-	-	-
Training Subsidy Scheme for Master in OT/PT Programmes	-	-	-	-	-	-	-
Allowance for Residential Services for Children	-	-	-	-	-	-	-
Training Subsidy Programme for Children on the Waiting List for Subvented Pre-school Rehabilitation Services	-	-	-	-	-	-	-
Navigation Scheme for Young Persons in Care Services - Operating Expenses	-	-	-	-	-	-	-
Navigation Scheme for Young Persons in Care Services - Training Cost	-	-	-	-	-	-	-
Total Surplus/(Deficit) for the year	-	-	-	-	-	(147,516)	120,030
Surplus/(Deficit) b/f	372	53,243	60,850	61,031	78,088	500,783	780,489
Surplus for previous years refunded to Government	-	-	-	-	-	-	-
Subvention received in advance for next year	-	-	-	-	-	-	-
Subvention for 2016/17 received in previous year	-	-	-	-	-	-	-
Virement of Fund (Note 12)	-	-	-	-	-	-	-
Deficit on Dementia Supplement/Infirmary Care Supplement absorbed by Lump Sum Grant	-	-	-	-	-	-	-
Surplus/(Deficit) c/f	372	53,243	60,850	61,031	78,088	353,267	900,519
Represented by :							
Dementia Supplement for Elderly with Disabilities	-	-	-	-	-	-	-
Infirmary Care Supplement for the Aged Blind Persons	-	-	-	-	-	-	-
Dementia Supplement for Residential Elderly Services	-	-	-	-	-	-	-
Infirmary Care Supplement for Residential Elderly Services	-	-	-	-	-	-	-
Dementia Supplement for Day Care Centres for the Elderly	-	-	-	-	-	-	-
After School Care Programme	-	-	-	-	78,088	241,922	772,852
Enhanced After School Care Programme	-	-	-	-	-	-	-
Foster Care Allowance	-	-	-	-	-	-	-
Foster Care Allowance (Time Limited)	-	-	-	-	-	-	-
Subsidy Scheme (Time Limited)	-	-	-	-	-	-	-
Neighbourhood Support Child Care Project (Administration Cost)	-	-	-	-	-	-	-
Visiting Medical Practitioner Scheme	372	-	-	19,957	-	-	-
Programme Worker (Timed Limited)	-	-	-	-	-	111,345	127,667
Training Subsidy Scheme for Special Child Care Workers and Senior Special Child Care Workers	-	-	-	-	-	-	-
Training Subsidy Scheme for Special Child Care Centres	-	-	-	-	-	-	-
Training Subsidy Scheme for Master in OT/PT Programmes	-	-	-	-	-	-	-
Allowance for Residential Services for Children	-	-	-	-	-	-	-
Supplementary Grant to Operator of Hang Ngai Workshop and Hostel	-	-	-	-	-	-	-
Financial Incentive Scheme for Mentors of Employees with Disabilities	-	53,243	60,850	41,074	-	-	-
Training Subsidy Programme for Children on the Waiting List for Subvented Pre-school Rehabilitation Services	-	-	-	-	-	-	-
Navigation Scheme for Young Persons in Care Services - Operating Expenses	-	-	-	-	-	-	-
Navigation Scheme for Young Persons in Care Services - Training Cost	-	-	-	-	-	-	-
	372	53,243	60,850	61,031	78,088	353,267	900,519

9. ANALYSIS OF CENTRAL ITEMS (Continued)

Programme Area Code	P07	P07	P07	P07	P07	P08	
FSA No.	7	7	7	7	7	B	
Service Unit Code	5302	5348	5403	5959	5380	5375	5801
	50205-8	50203-7	50204-2	50208-4	50211-2	10104-9	50614-8
Unit Name (Note 13)	YMYISC	JCTKTISC	JCLTISC	TMICYSC	SSWS	CSD-CA	HVCWH
	HK\$	HK\$	HK\$	HK\$	HK\$	HK\$	HK\$
Income							
Dementia Supplement for Elderly with Disabilities	-	-	-	-	-	-	-
Infirmary Care Supplement for the Aged Blind Persons	-	-	-	-	-	-	-
Dementia Supplement for Residential Elderly Services	-	-	-	-	-	-	-
Infirmary Care Supplement for Residential Elderly Services	-	-	-	-	-	-	-
Dementia Supplement for Day Care Centres for the Elderly	-	-	-	-	-	-	-
After School Care Programme	252,000	103,500	155,250	36,000	-	-	-
Enhanced After School Care Programme	-	646,800	-	-	-	-	-
Foster Care Allowance	-	-	-	-	-	-	-
Foster Care Allowance (Time Limited)	-	-	-	-	-	-	-
Rent and Rates for NSCCP	-	-	-	-	-	-	-
Subsidy Scheme (Time Limited)	-	-	-	-	-	224,432	-
Neighbourhood Support Child Care Project (Administration Cost)	-	-	-	-	-	-	-
Training Subsidy Scheme for Master in OT/PT Programmes	-	-	-	-	-	1,080,000	-
Allowance for Residential Services for Children	-	-	-	-	-	-	-
Training Subsidy Programme for Children on the Waiting List for Subvented Pre-school Rehabilitation Services	-	-	-	-	-	2,129,116	-
Navigation Scheme for Young Persons in Care Services - Operating Expenses	-	-	-	-	-	1,231,200	-
Navigation Scheme for Young Persons in Care Services - Training Cost	-	-	-	-	-	9,045,000	-
Total Income	252,000	750,300	155,250	36,000	-	13,709,748	-
Expenditure							
Dementia Supplement for Elderly with Disabilities	-	-	-	-	-	-	-
Infirmary Care Supplement for the Aged Blind Persons	-	-	-	-	-	-	-
Dementia Supplement for Residential Elderly Services	-	-	-	-	-	-	-
Infirmary Care Supplement for Residential Elderly Services	-	-	-	-	-	-	-
Dementia Supplement for Day Care Centres for the Elderly	-	-	-	-	-	-	-
After School Care Programme	(470)	(31,567)	373,723	(37,750)	-	-	-
Enhanced After School Care Programme	-	513,201	-	-	-	-	-
Foster Care Allowance	-	-	-	-	-	-	-
Foster Care Allowance (Time Limited)	-	-	-	-	-	-	-
Rent and Rates for NSCCP	-	-	-	-	-	-	-
Subsidy Scheme (Time Limited)	-	-	-	-	-	40,784	-
Neighbourhood Support Child Care Project (Administration Cost)	-	-	-	-	-	-	-
Training Subsidy Scheme for Special Child Care Workers and Senior Special Child Care Workers	-	-	-	-	-	51,965	-
Allowance for Residential Services for Children	-	-	-	-	-	-	-
Training Subsidy Programme for Children on the Waiting List for Subvented Pre-school Rehabilitation Services	-	-	-	-	-	1,213,968	-
Navigation Scheme for Young Persons in Care Services - Operating Expenses	-	-	-	-	-	738,281	-
Navigation Scheme for Young Persons in Care Services - Training Cost	-	-	-	-	-	2,042,250	-
Total Expenditure	(470)	481,634	373,723	(37,750)	-	4,087,248	-
Surplus/(Deficit)							
Dementia Supplement for Elderly with Disabilities	-	-	-	-	-	-	-
Infirmary Care Supplement for the Aged Blind Persons	-	-	-	-	-	-	-
Dementia Supplement for Residential Elderly Services	-	-	-	-	-	-	-
Infirmary Care Supplement for Residential Elderly Services	-	-	-	-	-	-	-
Dementia Supplement for Day Care Centres for the Elderly	-	-	-	-	-	-	-
After School Care Programme	252,470	135,067	(218,473)	73,750	-	-	-
Enhanced After School Care Programme	-	133,599	-	-	-	-	-
Foster Care Allowance	-	-	-	-	-	-	-
Foster Care Allowance (Time Limited)	-	-	-	-	-	-	-
Subsidy Scheme (Time Limited)	-	-	-	-	-	183,648	-
Neighbourhood Support Child Care Project (Administration Cost)	-	-	-	-	-	-	-
Training Subsidy Scheme for Special Child Care Workers and Senior Special Child Care Workers	-	-	-	-	-	(51,965)	-
Allowance for Residential Services for Children	-	-	-	-	-	1,080,000	-
Training Subsidy Programme for Children on the Waiting List for Subvented Pre-school Rehabilitation Services	-	-	-	-	-	915,148	-
Navigation Scheme for Young Persons in Care Services - Operating Expenses	-	-	-	-	-	492,919	-
Navigation Scheme for Young Persons in Care Services - Training Cost	-	-	-	-	-	7,002,750	-
Total Surplus/(Deficit) for the year	252,470	268,666	(218,473)	73,750	-	9,622,500	-
Surplus/(Deficit) b/f	350,671	523,591	385,321	521,140	120,951	(648,287)	238
Surplus for previous years refunded to Government	-	(43,254)	-	-	-	-	-
Subvention received in advance for next year	-	-	-	-	-	-	-
Subvention for 2016/17 received in previous year	-	-	-	-	-	-	-
Virement of Fund (Note 12)	-	-	-	-	-	-	-
Deficit on Dementia Supplement/Infirmary Care Supplement absorbed by Lump Sum Grant	-	-	-	-	-	-	-
Surplus/(Deficit) c/f	603,141	749,003	166,848	594,890	120,951	8,974,213	238
Represented by :							
Dementia Supplement for Elderly with Disabilities	-	-	-	-	-	-	-
Infirmary Care Supplement for the Aged Blind Persons	-	-	-	-	-	-	-
Dementia Supplement for Residential Elderly Services	-	-	-	-	-	-	-
Infirmary Care Supplement for Residential Elderly Services	-	-	-	-	-	-	-
Dementia Supplement for Day Care Centres for the Elderly	-	-	-	-	-	-	-
After School Care Programme	572,605	580,741	151,711	551,475	-	-	-
Enhanced After School Care Programme	-	142,487	-	-	-	-	-
Foster Care Allowance	-	-	-	-	-	-	-
Foster Care Allowance (Time Limited)	-	-	-	-	-	-	-
Subsidy Scheme (Time Limited)	-	-	-	-	-	294,263	-
Neighbourhood Support Child Care Project (Administration Cost)	-	-	-	-	-	-	-
Visiting Medical Practitioner Scheme	-	-	-	-	-	-	-
Programme Worker (Time Limited)	30,536	25,775	15,137	43,415	120,951	-	-
Training Subsidy Scheme for Special Child Care Workers and Senior Special Child Care Workers	-	-	-	-	-	165,821	-
Training Subsidy Scheme for Special Child Care Centres	-	-	-	-	-	-	-
Training Subsidy Scheme for Master in OT/PT Programmes	-	-	-	-	-	145,243	-
Allowance for Residential Services for Children	-	-	-	-	-	1,080,000	-
Supplementary Grant to Operator of Hang Ngai Workshop and Hostel	-	-	-	-	-	-	238
Financial Incentive Scheme for Mentors of Employees with Disabilities	-	-	-	-	-	-	-
Training Subsidy Programme for Children on the Waiting List for Subvented Pre-school Rehabilitation Services	-	-	-	-	-	(206,783)	-
Navigation Scheme for Young Persons in Care Services - Operating Expenses	-	-	-	-	-	492,919	-
Navigation Scheme for Young Persons in Care Services - Training Cost	-	-	-	-	-	7,002,750	-
	603,141	749,003	166,848	594,890	120,951	8,974,213	238

9. ANALYSIS OF CENTRAL ITEMS (Continued)

Programme Area Code FSA No. Service Unit Code	6438 50293-4 NSCCP-KC (Phase I)	6438 50293-4 NSCCP-KC (Phase II)	6440 50294-0 NSCCP-YTM (Phase I)	6440 50294-0 NSCCP-YTM (Phase II)	TOTAL
Unit Name (Note 13)	HK\$	HK\$	HK\$	HK\$	HK\$
Income					
Dementia Supplement for Elderly with Disabilities	-	-	-	-	3,646,326
Infirmiry Care Supplement for the Aged Blind Persons	-	-	-	-	8,209,776
Dementia Supplement for Residential Elderly Services	-	-	-	-	30,956,557
Infirmiry Care Supplement for Residential Elderly Services	-	-	-	-	36,531,355
Dementia Supplement for Day Care Centres for the Elderly	-	-	-	-	2,265,333
After School Care Programme	-	-	-	-	722,250
Enhanced After School Care Programme	-	-	-	-	646,800
Foster Care Allowance	-	-	-	-	1,730,944
Foster Care Allowance (Time Limited)	-	-	-	-	432,736
Rent and Rates for NSCCP	-	55,608	-	-	55,608
Subsidy Scheme (Time Limited)	-	-	-	-	367,532
Neighbourhood Support Child Care Project (Administration Cost)	-	1,589,000	-	1,589,000	3,178,000
Training Subsidy Scheme for Master in OT/PT Programmes	-	-	-	-	1,080,000
Allowance for Residential Services for Children	-	-	-	-	1,457,123
Training Subsidy Programme for Children on the Waiting List for Subvented Pre-school Rehabilitation Services	-	-	-	-	2,129,116
Navigation Scheme for Young Persons in Care Services - Operating Expenses	-	-	-	-	1,231,200
Navigation Scheme for Young Persons in Care Services - Training Cost	-	-	-	-	9,045,000
Total Income	-	1,644,608	-	1,589,000	103,685,656
Expenditure					
Dementia Supplement for Elderly with Disabilities	-	-	-	-	3,638,319
Infirmiry Care Supplement for the Aged Blind Persons	-	-	-	-	8,203,630
Dementia Supplement for Residential Elderly Services	-	-	-	-	30,959,886
Infirmiry Care Supplement for Residential Elderly Services	-	-	-	-	36,560,006
Dementia Supplement for Day Care Centres for the Elderly	-	-	-	-	2,264,429
After School Care Programme	-	-	-	-	506,922
Enhanced After School Care Programme	-	-	-	-	513,201
Foster Care Allowance	-	-	-	-	1,594,825
Foster Care Allowance (Time Limited)	-	-	-	-	427,980
Rent and Rates for NSCCP	-	55,608	-	-	55,608
Subsidy Scheme (Time Limited)	-	164,579	-	487,771	693,134
Neighbourhood Support Child Care Project (Administration Cost)	-	1,719,097	-	2,045,718	3,764,815
Training Subsidy Scheme for Special Child Care Workers and Senior Special Child Care Workers	-	-	-	-	51,965
Allowance for Residential Services for Children	-	-	-	-	1,394,222
Training Subsidy Programme for Children on the Waiting List for Subvented Pre-school Rehabilitation Services	-	-	-	-	1,213,968
Navigation Scheme for Young Persons in Care Services - Operating Expenses	-	-	-	-	738,281
Navigation Scheme for Young Persons in Care Services - Training Cost	-	-	-	-	2,042,250
Total Expenditure	-	1,939,284	-	2,533,489	94,623,441
Surplus/(Deficit)					
Dementia Supplement for Elderly with Disabilities	-	-	-	-	8,007
Infirmiry Care Supplement for the Aged Blind Persons	-	-	-	-	6,146
Dementia Supplement for Residential Elderly Services	-	-	-	-	(3,329)
Infirmiry Care Supplement for Residential Elderly Services	-	-	-	-	(28,651)
Dementia Supplement for Day Care Centres for the Elderly	-	-	-	-	904
After School Care Programme	-	-	-	-	215,328
Enhanced After School Care Programme	-	-	-	-	133,599
Foster Care Allowance	-	-	-	-	136,119
Foster Care Allowance (Time Limited)	-	-	-	-	4,756
Subsidy Scheme (Time Limited)	-	(164,579)	-	(487,771)	(325,602)
Neighbourhood Support Child Care Project (Administration Cost)	-	(130,097)	-	(456,718)	(586,815)
Training Subsidy Scheme for Special Child Care Workers and Senior Special Child Care Workers	-	-	-	-	(51,965)
Training Subsidy Scheme for Master in OT/PT Programmes	-	-	-	-	1,080,000
Allowance for Residential Services for Children	-	-	-	-	62,901
Training Subsidy Programme for Children on the Waiting List for Subvented Pre-school Rehabilitation Services	-	-	-	-	915,148
Navigation Scheme for Young Persons in Care Services - Operating Expenses	-	-	-	-	492,919
Navigation Scheme for Young Persons in Care Services - Training Cost	-	-	-	-	7,002,750
Total Surplus/(Deficit) for the year	-	(294,676)	-	(944,489)	9,062,215
Surplus/(Deficit) b/f	(372,561)	304,055	(533,396)	341,830	17,516,115
Surplus for previous years refunded to Government	-	-	-	-	(384,303)
Subvention received in advance for next year	-	644,950	-	1,169,950	13,776,482
Subvention for 2016/17 received in previous year	-	(613,900)	-	(613,900)	(14,370,007)
Virement of Fund (Note 12)	-	-	-	-	-
Deficit on Dementia Supplement/Infirmiry Care Supplement absorbed by Lump Sum Grant	-	-	-	-	17,827
Surplus/(Deficit) c/f	(372,561)	40,429	(533,396)	(46,609)	25,618,329
Represented by :					
Dementia Supplement for Elderly with Disabilities	-	-	-	-	612,150
Infirmiry Care Supplement for the Aged Blind Persons	-	-	-	-	1,123,091
Dementia Supplement for Residential Elderly Services	-	-	-	-	5,354,272
Infirmiry Care Supplement for Residential Elderly Services	-	-	-	-	4,898,168
Dementia Supplement for Day Care Centres for the Elderly	-	-	-	-	9,435
After School Care Programme	-	-	-	-	2,949,394
Enhanced After School Care Programme	-	-	-	-	142,487
Foster Care Allowance	-	-	-	-	314,194
Foster Care Allowance (Time Limited)	-	-	-	-	9,342
Subsidy Scheme (Time Limited)	394,667	190,897	99,460	760,666	2,522,430
Neighbourhood Support Child Care Project (Administration Cost)	(767,228)	(150,468)	(632,856)	(807,275)	(2,357,827)
Visiting Medical Practitioner Scheme	-	-	-	-	231,339
Programme Worker (Time Limited)	-	-	-	-	821,584
Training Subsidy Scheme for Special Child Care Workers and Senior Special Child Care Workers	-	-	-	-	165,821
Training Subsidy Scheme for Special Child Care Centres	-	-	-	-	145,243
Training Subsidy Scheme for Master in OT/PT Programmes	-	-	-	-	1,080,000
Allowance for Residential Services for Children	-	-	-	-	152,915
Supplementary Grant to Operator of Hang Ngai Workshop and Hostel	-	-	-	-	238
Financial Incentive Scheme for Mentors of Employees with Disabilities	-	-	-	-	155,167
Training Subsidy Programme for Children on the Waiting List for Subvented Pre-school Rehabilitation Services	-	-	-	-	(206,783)
Navigation Scheme for Young Persons in Care Services - Operating Expenses	-	-	-	-	492,919
Navigation Scheme for Young Persons in Care Services - Training Cost	-	-	-	-	7,002,750
	(372,561)	40,429	(533,396)	(46,609)	25,618,329

TUNG WAH GROUP OF HOSPITALS

NOTES ON THE ANNUAL FINANCIAL REPORT FOR THE YEAR ENDED 31 MARCH 2017

10. ANALYSIS OF SUBVENTION AND EXPENDITURE FOR RENT AND RATES

Programme Area Code FSA No. Service Unit Code Unit Name (Note 13)	P01	P01	P01	P01	P01	P01	P01	P01	P01	P01
	11	18	5509	5512	18	18	5517	18	18	18
	TCSGH	TWSGH	TMSGH	TMSGH	LYSGH	LSSGH	LYSGH	LSSGH	LYSGH	LSSGH
	HK\$	HK\$	HK\$	HK\$	HK\$	HK\$	HK\$	HK\$	HK\$	HK\$
Subvention										
Rent	6,480	97,680	97,680	97,680	97,680	30,900	30,900	30,900	102,960	102,960
Rates	306	11,670	11,832	12,319	26,874	26,874	26,874	26,874	10,859	10,859
Total Subvention	6,786	109,350	109,512	109,999	57,774	57,774	57,774	57,774	113,819	113,819
Expenditure										
Rent	57,600	97,680	97,680	97,680	36,074	36,074	36,074	36,074	102,960	102,960
Rates	1,650	16,167	16,166	16,166	29,060	29,150	29,060	29,150	12,200	12,200
Total Expenditure	59,250	113,847	113,846	113,846	65,134	65,224	65,134	65,224	115,160	115,160
Surplus/(Deficit)										
Rent	(51,120)	-	-	-	(5,174)	(5,174)	(5,174)	(5,174)	-	-
Rates	(1,344)	(4,497)	(4,334)	(3,847)	(2,186)	(2,276)	(2,186)	(2,276)	(1,341)	(1,341)
Total Surplus/(Deficit)	(52,464)	(4,497)	(4,334)	(3,847)	(7,360)	(7,450)	(7,360)	(7,450)	(1,341)	(1,341)
Deficit Absorbed by Donation (Note 8)	48,397	-	-	-	-	-	-	-	-	-
Surplus/(Deficit) for the Year	(4,067)	(4,497)	(4,334)	(3,847)	(7,360)	(7,450)	(7,360)	(7,450)	(1,341)	(1,341)
Backpayment of 2015/2016 Rent subvention transferred to Lump Sum Grant Reserve	-	-	-	-	-	-	-	-	-	-
Surplus/(Deficit) b/f	(3,526)	(597)	(290)	279	(4,914)	(4,974)	(4,914)	(4,974)	172	172
Subvention received for previous years	3,526	347	190	-	4,914	4,974	4,914	4,974	-	-
Prior year adjustment for unrecognized expenditure	-	-	-	-	-	-	-	-	-	-
Surplus for previous years refunded to Government	-	-	-	-	-	-	-	-	-	-
Surplus/(Deficit) c/f	(4,067)	(4,747)	(4,434)	(3,568)	(7,360)	(7,450)	(7,360)	(7,450)	(1,169)	(1,169)

TUNG WAH GROUP OF HOSPITALS

NOTES ON THE ANNUAL FINANCIAL REPORT FOR THE YEAR ENDED 31 MARCH 2017

10. ANALYSIS OF SUBVENTION AND EXPENDITURE FOR RENT AND RATES (Continued)

Programme Area Code FSA No. Service Unit Code Unit Name (Note 13)	P01 18 7612 HNSGH	P01 18 7631 HHS GH	P01 18 7632 YSSGH	P01 18 7633 YSSGH	P01 18 7633 YHSGH	P03 1 5346 WCWFC&AHE	P03 1 5416 YCKMC&AHE
	HK\$	HK\$	HK\$	HK\$	HK\$	HK\$	HK\$
Subvention							
Rent	102,960	102,960	32,192	32,192	32,192	116,712	-
Rates	11,346	11,670	25,285	25,285	25,285	210,190	376,681
Total Subvention	114,306	114,630	57,477	57,477	57,477	326,902	376,681
Expenditure							
Rent	102,960	102,960	36,073	36,073	36,073	147,600	-
Rates	12,800	13,100	28,820	28,820	28,880	242,000	428,000
Total Expenditure	115,760	116,060	64,893	64,893	64,953	389,600	428,000
Surplus/(Deficit)							
Rent	-	-	(3,881)	(3,881)	(3,881)	(30,888)	-
Rates	(1,454)	(1,430)	(3,535)	(3,535)	(3,595)	(31,810)	(51,319)
Total Surplus/(Deficit)	(1,454)	(1,430)	(7,416)	(7,416)	(7,476)	(62,698)	(51,319)
Deficit Absorbed by Donation (Note 8)							
Surplus/(Deficit) for the Year	(1,454)	(1,430)	(7,416)	(7,416)	(7,476)	(62,698)	(51,319)
Backpayment of 2015/2016 Rent subvention transferred to Lump Sum Grant Reserve							
Surplus/(Deficit) b/f	41	54	(4,912)	(4,912)	(4,973)	(49,998)	(45,759)
Subvention received for previous years	-	-	4,912	4,912	4,973	49,998	45,759
Prior year adjustment for unrecognized expenditure	-	-	-	-	-	-	-
Surplus for previous years refunded to Government	-	-	-	-	-	-	-
Surplus/(Deficit) c/f	(1,413)	(1,376)	(7,416)	(7,416)	(7,476)	(62,698)	(51,319)

TUNG WAH GROUP OF HOSPITALS

NOTES ON THE ANNUAL FINANCIAL REPORT FOR THE YEAR ENDED 31 MARCH 2017

10. ANALYSIS OF SUBVENTION AND EXPENDITURE FOR RENT AND RATES (Continued)

Programme Area Code	P03	P03	P03	P03	P03	P03	P03	P03	P03
FSA No.	1	1	1	1	1	1	2	3	3
Service Unit Code	5475	5493	5502	5513	5366	5396	5476	5396	5476
Unit Name (Note 13)	PSLC&AHE	WYYC&AHE	TTPC&AHE	HMTYC&AHE	JCHV	HLKHE	PCCYHE	HLKHE	PCCYHE
	HK\$	HK\$	HK\$	HK\$	HK\$	HK\$	HK\$	HK\$	HK\$
Subvention									
<u>Rent</u>	80,280	141,768	97,014	300,216	1,108	862,620	1,393,920	862,620	1,393,920
<u>Rates</u>	144,579	255,314	170,239	251,683	125,777	66,129	85,579	66,129	85,579
Total Subvention	224,859	397,082	267,253	551,899	126,885	928,749	1,479,499	928,749	1,479,499
Expenditure									
<u>Rent</u>	102,600	178,200	123,141	349,596	1,108	862,620	1,406,880	862,620	1,406,880
<u>Rates</u>	167,000	293,000	204,580	287,908	-	73,700	96,800	73,700	96,800
Total Expenditure	269,600	471,200	327,721	637,504	1,108	936,320	1,503,680	936,320	1,503,680
<u>Surplus/(Deficit)</u>									
<u>Rent</u>	(22,320)	(36,432)	(26,127)	(49,380)	-	-	(12,960)	-	(12,960)
<u>Rates</u>	(22,421)	(37,686)	(34,341)	(36,225)	125,777	(7,571)	(11,221)	(7,571)	(11,221)
Total Surplus/(Deficit)	(44,741)	(74,118)	(60,468)	(85,605)	125,777	(7,571)	(24,181)	(7,571)	(24,181)
Deficit Absorbed by Donation (Note 8)									
Surplus/(Deficit) for the Year	(44,741)	(74,118)	(60,468)	(85,605)	125,777	(7,571)	(24,181)	(7,571)	(24,181)
Backpayment of 2015/2016 Rent subvention transferred to Lump Sum Grant Reserve									
Surplus/(Deficit) b/f	(34,500)	(58,228)	(50,790)	(67,091)	237,689	(11,030)	(34,754)	(11,030)	(34,754)
Subvention received for previous years	34,500	58,228	50,790	67,091	-	11,030	34,754	11,030	34,754
Prior year adjustment for unrecognized expenditure	-	-	-	-	-	-	-	-	-
Surplus for previous years refunded to Government	-	-	-	-	(116,400)	-	-	-	-
Surplus/(Deficit) c/f	(44,741)	(74,118)	(60,468)	(85,605)	247,066	(7,571)	(24,181)	(7,571)	(24,181)

TUNG WAH GROUP OF HOSPITALS

NOTES ON THE ANNUAL FINANCIAL REPORT FOR THE YEAR ENDED 31 MARCH 2017

10. ANALYSIS OF SUBVENTION AND EXPENDITURE FOR RENT AND RATES (Continued)

Programme Area Code	P03	P03	P03	P03	P03	P03	P03	P03	P03	P03
FSA No.	3	3	4	4	4	4	4	4	4	4
Service Unit Code	5514	5516	5415	5484	5508	5511	5508	5511	5520	5520
Unit Name (Note 13)	CHHE	YCLMHE	LSPHE	FWWTHE	MWFYHE	MHCHE	MWFYHE	MHCHE	LBHE	LBHE
	HK\$	HK\$	HK\$	HK\$	HK\$	HK\$	HK\$	HK\$	HK\$	HK\$
Subvention										
Rent	1,433,550	1,376,310	400,536	699,228	855,980	759,405	855,980	759,405	863,748	863,748
Rates	101,788	94,656	16,177	6,354	16,468	642	16,468	642	14,004	14,004
Total Subvention	1,535,338	1,470,966	416,713	705,582	872,448	760,047	872,448	760,047	877,752	877,752
Expenditure										
Rent	1,449,830	1,377,830	514,327	908,138	994,180	883,945	994,180	883,945	1,007,970	1,007,970
Rates	114,800	106,400	13,220	4,820	20,180	-	20,180	-	16,386	16,386
Total Expenditure	1,564,630	1,484,230	527,547	912,958	1,014,360	883,945	1,014,360	883,945	1,024,356	1,024,356
Surplus/(Deficit)										
Rent	(16,280)	(1,520)	(113,791)	(208,910)	(138,200)	(124,540)	(138,200)	(124,540)	(144,222)	(144,222)
Rates	(13,012)	(11,744)	2,957	1,534	(3,712)	642	(3,712)	642	(2,382)	(2,382)
Total Surplus/(Deficit)	(29,292)	(13,264)	(110,834)	(207,376)	(141,912)	(123,898)	(141,912)	(123,898)	(146,604)	(146,604)
Deficit Absorbed by Donation (Note 8)										
Surplus/(Deficit) for the Year	(29,292)	(13,264)	(110,834)	(207,376)	(141,912)	(123,898)	(141,912)	(123,898)	(146,604)	(146,604)
Backpayment of 2015/2016 Rent subvention transferred to Lump Sum Grant Reserve	(30,630)	(29,910)	-	-	(32,660)	(30,630)	(32,660)	(30,630)	-	-
Surplus/(Deficit) b/f	(37,244)	(18,321)	(136,323)	(207,431)	(155,472)	(121,902)	(155,472)	(121,902)	(161,768)	(161,768)
Subvention received for previous years	40,844	18,321	165,111	210,198	155,412	122,260	155,412	122,260	161,768	161,768
Prior year adjustment for unrecognized expenditure	-	-	-	-	-	-	-	-	-	-
Surplus for previous years refunded to Government	-	-	(13,212)	(840)	-	(177)	-	(177)	-	-
Surplus/(Deficit) c/f	(56,322)	(43,174)	(95,258)	(205,449)	(174,632)	(154,347)	(174,632)	(154,347)	(146,604)	(146,604)

TUNG WAH GROUP OF HOSPITALS

NOTES ON THE ANNUAL FINANCIAL REPORT FOR THE YEAR ENDED 31 MARCH 2017

10. ANALYSIS OF SUBVENTION AND EXPENDITURE FOR RENT AND RATES (Continued)

Programme Area Code FSA No. Service Unit Code Unit Name (Note 13)	P03	P03	P03	P03	P03	P03	P03	P03	P03	P03
	4	4	5	7	7	7	7	7	7	10
	5524	5524	5435	5332	5499	5499	5499	5908	5908	5490/5308
	HTHE	HTHE	LMHHE	AMDCCE	TTPDCCE	TTPDCCE	TTPDCCE	CLDCCE	CLDCCE	WTSW-IHCST
	HK\$	HK\$	HK\$	HK\$	HK\$	HK\$	HK\$	HK\$	HK\$	HK\$
<u>Subvention</u>										
<u>Rent</u>	1,090,878	678,346	551,400	45,516	10,983	10,983	310,200	310,200	126,960	
<u>Rates</u>	59,387	7,028	11,475	23,988	19,921	19,921	21,395	21,395	7,975	
Total Subvention	1,150,265	685,374	562,875	69,504	30,904	30,904	331,595	331,595	134,935	
<u>Expenditure</u>										
<u>Rent</u>	1,215,332	809,124	638,980	52,905	13,942	13,942	310,200	310,200	145,100	
<u>Rates</u>	75,500	6,440	13,640	25,100	23,160	23,160	26,000	26,000	7,280	
Total Expenditure	1,290,832	815,564	652,620	78,005	37,102	37,102	336,200	336,200	152,380	
<u>Surplus/(Deficit)</u>										
<u>Rent</u>	(124,454)	(130,778)	(87,580)	(7,389)	(2,959)	(2,959)	-	-	(18,140)	
<u>Rates</u>	(16,113)	588	(2,165)	(1,112)	(3,239)	(3,239)	(4,605)	(4,605)	695	
Total Surplus/(Deficit)	(140,567)	(130,190)	(89,745)	(8,501)	(6,198)	(6,198)	(4,605)	(4,605)	(17,445)	
Deficit Absorbed by Donation (Note 8)										
Surplus/(Deficit) for the Year										
Backpayment of 2015/2016 Rent subvention transferred to Lump Sum Grant Reserve										
Surplus/(Deficit) b/f										
Subvention received for previous years										
Prior year adjustment for unrecognized expenditure										
Surplus for previous years refunded to Government										
Surplus/(Deficit) c/f	(171,197)	(156,483)	(121,485)	(13,783)	(16,190)	(16,190)	(30,333)	(30,333)	(15,495)	

TUNG WAH GROUP OF HOSPITALS

NOTES ON THE ANNUAL FINANCIAL REPORT FOR THE YEAR ENDED 31 MARCH 2017

10. ANALYSIS OF SUBVENTION AND EXPENDITURE FOR RENT AND RATES (Continued)

Programme Area Code FSA No. Service Unit Code Unit Name (Note 13)	P03	P03	P03	P03	P03	P03	P03	P03	P03	P03
	11	16	5411	WTSWDECC	FSYNEC	FYWNEC	PWSNEC	WKLNEC	WLMTTWNEC	HK\$
	HK\$	HK\$	HK\$	HK\$	HK\$	HK\$	HK\$	HK\$	HK\$	HK\$
Subvention										
Rent	99,000	365,640	196,824	191,796	134,818	207,464	44,928			
Rates	15,074	26,691	15,740	5,478	13,036	26,834	8,251			
Total Subvention	114,074	392,331	212,564	197,274	147,854	234,298	53,179			
Expenditure										
Rent	99,000	365,640	197,340	197,292	136,320	208,560	55,179			
Rates	13,700	28,120	16,540	28,400	13,100	26,860	8,660			
Total Expenditure	112,700	393,760	213,880	225,692	149,420	235,420	63,839			
Surplus/(Deficit)										
Rent	-	-	(516)	(5,496)	(1,502)	(1,096)	(10,251)			
Rates	1,374	(1,429)	(800)	(22,922)	(64)	(26)	(409)			
Total Surplus/(Deficit)	1,374	(1,429)	(1,316)	(28,418)	(1,566)	(1,122)	(10,660)			
Deficit Absorbed by Donation (Note 8)										
Surplus/(Deficit) for the Year	1,374	(1,429)	(1,316)	(28,418)	(1,566)	(1,122)	(10,660)			
Backpayment of 2015/2016 Rent subvention transferred to Lump Sum Grant Reserve										
Surplus/(Deficit) b/f	3,786	(23,981)	(48,160)	128,062	(36,487)	(57,446)	7,979			
Subvention received for previous years	-	3,461	-	5,496	2,574	-	5,355			
Prior year adjustment for unrecognized expenditure	-	-	-	-	-	-	-			
Surplus for previous years refunded to Government	(1,050)	-	-	-	-	-	-			
Surplus/(Deficit) c/f	4,110	(21,949)	(49,476)	105,140	(35,479)	(58,568)	2,674			

TUNG WAH GROUP OF HOSPITALS

NOTES ON THE ANNUAL FINANCIAL REPORT FOR THE YEAR ENDED 31 MARCH 2017

10. ANALYSIS OF SUBVENTION AND EXPENDITURE FOR RENT AND RATES (Continued)

Programme Area Code FSA No. Service Unit Code Unit Name (Note 13)	P03	P03	P03	P04	P04	P04	P04	P04
	B 5402 WCTMO	B 5468 FSCMO	B TTPMO	12 5301 CCPSA	12 5907 CEASE	12 4858 COC	14 5382 TTPDAC-H	HK\$
<u>Subvention</u>	HK\$	HK\$	HK\$	HK\$	HK\$	HK\$	HK\$	HK\$
<u>Rent</u>	368,928	253,476	-	7,123	-	-	-	56,949
<u>Rates</u>	664,411	456,491	-	12,829	37,604	-	-	103,295
Total Subvention	1,033,339	709,967	-	19,952	37,604	-	-	160,244
<u>Expenditure</u>								
<u>Rent</u>	464,400	323,584	9,289	11,216	-	966,000	-	85,968
<u>Rates</u>	770,000	535,441	15,440	18,559	40,000	39,940	-	142,820
Total Expenditure	1,234,400	859,025	24,729	29,775	40,000	1,005,940	-	228,788
<u>Surplus/(Deficit)</u>								
<u>Rent</u>	(95,472)	(70,108)	(9,289)	(4,093)	-	(966,000)	-	(29,019)
<u>Rates</u>	(105,589)	(78,950)	(15,440)	(5,730)	(2,396)	(39,940)	-	(39,525)
Total Surplus/(Deficit)	(201,061)	(149,058)	(24,729)	(9,823)	(2,396)	(1,005,940)	-	(68,544)
Deficit Absorbed by Donation (Note 8)	-	12,887	24,729	-	-	970,820	-	-
Surplus/(Deficit) for the Year	(201,061)	(136,171)	-	(9,823)	(2,396)	(35,120)	(68,544)	(68,544)
Backpayment of 2015/2016 Rent subvention transferred to Lump Sum Grant Reserve	-	-	-	-	-	-	-	-
Surplus/(Deficit) b/f	(166,167)	(98,439)	-	(17,202)	662	(66,198)	-	(61,231)
Subvention received for previous years	166,167	114,950	-	8,241	-	-	-	61,231
Prior year adjustment for unrecognized expenditure	-	-	-	-	-	-	-	-
Surplus for previous years refunded to Government	-	-	-	-	-	-	-	-
Surplus/(Deficit) c/f	(201,061)	(119,660)	-	(18,784)	(1,734)	(101,318)	(68,544)	(68,544)

TUNG WAH GROUP OF HOSPITALS

NOTES ON THE ANNUAL FINANCIAL REPORT FOR THE YEAR ENDED 31 MARCH 2017

10. ANALYSIS OF SUBVENTION AND EXPENDITURE FOR RENT AND RATES (Continued)

Programme Area Code FSA No. Service Unit Code Unit Name (Note 13)	P04	P04	P04	P04	P04	P04	P04	P04	P04	P04	P04	P07
	HK\$	HK\$	HK\$	HK\$	HK\$	HK\$	HK\$	HK\$	HK\$	HK\$	HK\$	HK\$
	16	27	21	33	33	33	B	2				
	5299	7630	5344	5449	7301	5451	JCRCMO	7078				
	MKLCDC	YSMLSCH	LKDSC	JCNCIVRC	MLSWIVRC	JCRCMO	LWCCC					
<u>Subvention</u>												
<u>Rent</u>	51,540	-	1,150,800	-	745,680	-	-	-	-	-	-	-
<u>Rates</u>	7,294	304,878	22,972	-	53,812	1,601,381	-	-	-	-	-	-
Total Subvention	58,834	304,878	1,173,772	-	799,492	1,601,381	-	-	-	-	-	-
<u>Expenditure</u>												
<u>Rent</u>	62,364	-	1,162,920	30,108	837,559	-	-	-	-	-	-	-
<u>Rates</u>	19,100	416,000	41,000	-	78,760	2,222,000	-	-	-	-	-	-
Total Expenditure	81,464	416,000	1,203,920	30,108	916,319	2,222,000	-	-	-	-	-	-
<u>Surplus/(Deficit)</u>												
<u>Rent</u>	(10,824)	-	(12,120)	(30,108)	(91,879)	-	-	-	-	-	-	-
<u>Rates</u>	(11,806)	(111,122)	(18,028)	-	(24,948)	(620,619)	-	-	-	-	-	-
Total Surplus/(Deficit)	(22,630)	(111,122)	(30,148)	(30,108)	(116,827)	(620,619)	-	-	-	-	-	-
Deficit Absorbed by Donation (Note 8)												
Surplus/(Deficit) for the Year	(22,630)	(111,122)	(30,148)	-	(59,148)	(620,619)	-	-	-	-	-	-
Backpayment of 2015/2016 Rent subvention transferred to Lump Sum Grant Reserve												
Surplus/(Deficit) b/f	(40,238)	(103,000)	(1,310,533)	-	(283,888)	(1,099,756)	-	-	-	-	-	-
Subvention received for previous years	34,388	103,000	1,288,870	-	285,988	1,099,756	-	-	-	-	-	-
Prior year adjustment for unrecognized expenditure	-	-	21,663	-	-	-	-	-	-	-	-	-
Surplus for previous years refunded to Government	-	-	-	-	(2,100)	-	-	-	-	-	-	-
Surplus/(Deficit) c/f	(28,480)	(111,122)	(30,148)	-	(59,148)	(620,619)	-	-	-	-	-	-

TUNG WAH GROUP OF HOSPITALS

NOTES ON THE ANNUAL FINANCIAL REPORT FOR THE YEAR ENDED 31 MARCH 2017

10. ANALYSIS OF SUBVENTION AND EXPENDITURE FOR RENT AND RATES (Continued)

Programme Area Code FSA No. Service Unit Code Unit Name (Note 13)	P07	P07	P07	P07	P07	P07	P07	P07	P07	P07	P07	P07	P07		
	3	7	7	5302	5348	5403	5959	5418/5487	JCSISC	JCTSWISC	YMYISC	JCTKTISC	JCLTISC	TMISC	MMLLMCDC
	HK\$	HK\$	HK\$	HK\$	HK\$	HK\$	HK\$	HK\$	HK\$	HK\$	HK\$	HK\$	HK\$	HK\$	HK\$
Subvention															
<u>Rent</u>	483,514	739,200	733,260	733,260	682,860	546,660	17,809	184,140							
<u>Rates</u>	64,864	32,676	71,965	71,965	47,598	58,953	44,087	19,125							
Total Subvention	548,378	771,876	805,225	805,225	730,458	605,613	61,896	203,265							
Expenditure															
<u>Rent</u>	1,293,172	739,200	733,260	733,260	905,698	560,700	727,719	184,140							
<u>Rates</u>	92,108	68,000	96,800	96,800	37,896	58,600	58,400	18,500							
Total Expenditure	1,385,280	807,200	830,060	830,060	943,594	619,300	786,119	202,640							
Surplus/(Deficit)															
<u>Rent</u>	(809,658)	-	-	-	(222,838)	(14,040)	(709,910)	-							
<u>Rates</u>	(27,244)	(35,324)	(24,835)	(24,835)	9,702	353	(14,313)	625							
Total Surplus/(Deficit)	(836,902)	(35,324)	(24,835)	(24,835)	(213,136)	(13,687)	(724,223)	625							
Deficit Absorbed by Donation (Note 8)															
Surplus/(Deficit) for the Year															
					88,990	-	-	-							
	(836,902)	(35,324)	(24,835)	(24,835)	(124,146)	(13,687)	(724,223)	625							
Backpayment of 2015/2016 Rent subvention transferred to Lump Sum Grant Reserve															
Surplus/(Deficit) b/f	(983,345)	(177,090)	(149,859)	(149,859)	(153,738)	(145,946)	(1,360,066)	(355,761)							
Subvention received for previous years	983,345	171,570	149,859	149,859	167,396	151,884	1,353,411	358,704							
Prior year adjustment for unrecognized expenditure															
Surplus for previous years refunded to Government															
Surplus/(Deficit) c/f	(836,902)	(40,844)	(24,835)	(24,835)	(117,988)	(7,749)	(730,878)	3,568							

TUNG WAH GROUP OF HOSPITALS

NOTES ON THE ANNUAL FINANCIAL REPORT FOR THE YEAR ENDED 31 MARCH 2017

10. ANALYSIS OF SUBVENTION AND EXPENDITURE FOR RENT AND RATES (Continued)

Programme Area Code	5518	5904	5905				
FSA No.	LKHCS	LLFSC	CFMLDCCCE	YLSMDACH	HYCWH	JCTSDAC-H II	
Service Unit Code	HK\$	HK\$	HK\$	HK\$	HK\$	HK\$	HK\$
Unit Name (Note 13)							
Subvention							
Rent	-	701,928	-	32,400	32,400	-	-
Rates	-	11,346	43,762	-	-	-	-
Total Subvention	-	713,274	43,762	32,400	32,400	-	-
Expenditure							
Rent	382,104	1,740,648	436,920	1,082,180	36,080	-	-
Rates	8,860	62,500	49,900	114,620	-	-	-
Total Expenditure	390,964	1,803,148	486,820	1,196,800	36,080	-	-
Surplus/(Deficit)							
Rent	(382,104)	(1,038,720)	(436,920)	(1,049,780)	(3,680)	-	-
Rates	(8,860)	(51,154)	(6,138)	(114,620)	-	-	-
Total Surplus/(Deficit)	(390,964)	(1,089,874)	(443,058)	(1,164,400)	(3,680)	-	-
Deficit Absorbed by Donation (Note 8)							
Surplus/(Deficit) for the Year							
	264,504	-	-	-	-	-	-
	(126,460)	(1,089,874)	(443,058)	(1,164,400)	(3,680)	-	-
Backpayment of 2015/2016 Rent subvention transferred to Lump Sum Grant Reserve							
	-	-	-	(32,400)	(32,400)	-	-
Surplus/(Deficit) b/f	(124,664)	(2,252,151)	(787,211)	(2,085,568)	-	230,171	-
Subvention received for previous years	124,664	2,252,151	395,256	2,085,568	-	-	-
Prior year adjustment for unrecognized expenditure	-	-	-	-	-	-	-
Surplus for previous years refunded to Government	-	-	-	-	-	-	-
Surplus/(Deficit) c/f	(126,460)	(1,089,874)	(835,013)	(1,196,800)	(36,080)	230,171	-

TUNG WAH GROUP OF HOSPITALS

NOTES ON THE ANNUAL FINANCIAL REPORT FOR THE YEAR ENDED 31 MARCH 2017

10. ANALYSIS OF SUBVENTION AND EXPENDITURE FOR RENT AND RATES (Continued)

Programme Area Code	2978	Total
FSA No.	MMAWLDCCCE	HK\$
Service Unit Code		
Unit Name (Note 13)	HK\$	HK\$
<u>Subvention</u>		
<u>Rent</u>	265,800	21,258,391
<u>Rates</u>	6,741	6,064,222
Total Subvention	272,541	27,322,613
<u>Expenditure</u>		
<u>Rent</u>	278,700	28,646,695
<u>Rates</u>	26,000	7,645,517
Total Expenditure	304,700	36,292,212
<u>Surplus/(Deficit)</u>		
<u>Rent</u>	(12,900)	(7,388,304)
<u>Rates</u>	(19,259)	(1,581,295)
Total Surplus/(Deficit)	(32,159)	(8,969,599)
Deficit Absorbed by Donation (Note 8)	-	1,498,114
Surplus/(Deficit) for the Year	(32,159)	(7,471,485)
Backpayment of 2015/2016 Rent subvention transferred to Lump Sum Grant Reserve	-	(279,090)
Surplus/(Deficit) b/f	(545,320)	(13,572,688)
Subvention received for previous years	272,460	13,306,883
Prior year adjustment for unrecognized expenditure	-	21,663
Surplus for previous years refunded to Government	-	(156,423)
Surplus/(Deficit) c/f	(305,019)	(8,151,140)

TUNG WAH GROUP OF HOSPITALS

NOTES ON THE ANNUAL FINANCIAL REPORT FOR THE YEAR ENDED 31 MARCH 2017

11. SUBVENTION SURPLUS REFUNDABLE TO/(RECEIVABLE FROM) GOVERNMENT

	Rent and Rates HK\$	Central Items HK\$	Total HK\$
Balance as at beginning of year refundable to/(receivable from) Government	(13,572,688)	17,516,115 *	3,943,427
Add: Subvention received for previous years	13,306,883	-	13,306,883
Add: Surplus/(deficit) for the year	(7,471,485)	9,062,215	1,590,730
Add: Subvention received-in-advance for next year	-	13,776,482	13,776,482
Add: Prior year adjustment for unrecognized expenditure	21,663	-	21,663
Less: Backpayment of 2015/2016 Rent subvention transferred to Lump Sum Grant Reserve	(279,090)	-	(279,090)
Less: Subvention for 2016/17 received in previous year	-	(14,370,007)	(14,370,007)
Less: Recovery of subvention surplus as per SWD letter in SWD SF/4-15/10 (2016-17) dated 26 April 2016	(2,100)	-	(2,100)
Less: Recovery of subvention surplus as per SWD letter in SWD SF/4-15/10 (2015-16) dated 13 March 2017	(154,323)	(384,303)	(538,626)
Add: Deficit on Dementia Supplement/Infirmiry Care Supplement absorbed by Lump Sum Grant	-	17,827	17,827
Balance as at end of year refundable to/(receivable from) Government	<u>(8,151,140)</u>	<u>25,618,329</u>	<u>17,467,189</u>

* The opening balance of Central Items was restated as per SWD's letter dated 18 November 2016 (ref. SWD SF/SI/4-65/154(744) I) to include the opening balance of 'Training Subsidy Programme for Children on the Waiting List for Subvented Pre-school Rehabilitation Services' in the Annual Financial Report under 'Central Items'. The opening balance of 'Training Subsidy Programme for Children on the Waiting List for Subvented Pre-school Rehabilitation Services' as at 1 April 2016 was a deficit balance of HK\$1,121,931.

TUNG WAH GROUP OF HOSPITALS

NOTES ON THE ANNUAL FINANCIAL REPORT FOR THE YEAR ENDED 31 MARCH 2017

12. ANALYSIS OF VIREMENT OF FUND FOR CENTRAL ITEMS (Continued)

Programme Area Code PSA No. Service Unit Code Unit Name (Note 13)	P03 1	P03 5387	P03 5416	P03 50021-4	P03 5464	P03 50020-9	P03 5475	P03 50006-9	P03 5493	P03 50017-1	P03 5502	P03 50013-9	P03 5513	P03 50018-6	P03 5366	P03 50001-1	P03 5396	P03 50007-4
	WCVFPC&AHE	WCTC&AHE	YCKMC&AHE	FSCC&AHE	PSLC&AHE	WYYC&AHE	TTPC&AHE	HMTYC&AHE	JCHV	HLKHE								
Dementia Supplement for Elderly with Disabilities	-	-	-	-	-	-	-	-	-	-	-	-	-	-	-	-	-	-
Infirmary Care Supplement for the Aged Blind Persons	-	-	-	-	-	-	-	-	-	-	-	-	-	-	-	-	-	-
Dementia Supplement for Residential Elderly Services	(3,215)	(10,916)	1,086	(1,443)	(191)	(9,629)	(21,862)	(275)	(381)	(381)	(381)	(381)	(381)	(381)	(381)	(381)	(381)	(381)
Infirmary Care Supplement for Residential Elderly Services	(1,378)	5,972	608	226	(135)	(135)	(135)	(135)	(135)	(135)	(135)	(135)	(135)	(135)	(135)	(135)	(135)	(135)
Virement of Fund for Central Items (Note 9)	(4,593)	(4,944)	1,694	(1,217)	2,358	(326)	(21,862)	(21,862)	(21,862)	(21,862)	(21,862)	(21,862)	(21,862)	(21,862)	(21,862)	(21,862)	(21,862)	(21,862)

TUNG WAH GROUP OF HOSPITALS

NOTES ON THE ANNUAL FINANCIAL REPORT FOR THE YEAR ENDED 31 MARCH 2017

12. ANALYSIS OF VIREMENT OF FUND FOR CENTRAL ITEMS (Continued)

Programme Area Code FSA No. Service Unit Code	P03 3 5476 50015-0	P03 3 5516 50011-8	P03 3 5516 50016-5	P03 4 5415 50003-2	P03 4 5484 50010-2	P03 4 5511 50002-7	P03 4 5520 50004-8	P03 4 5523 50012-3	P03 4 5524 50005-3	
Unit Name (Note 13)	PCYHE	CHHE	YCLMHE	LSPHE	FWWTHE	MWIFYHE	MHCHE	LBHE	MCSYHE	HTHE
Dementia Supplement for Elderly with Disabilities	-	-	-	-	-	-	-	-	-	-
Infirmary Care Supplement for the Aged Blind Persons	-	-	-	-	-	-	-	-	-	-
Dementia Supplement for Residential Elderly Services	(485)	39,245	(473)	(1,336)	(119)	6,918	(2,927)	(730)	(42)	
Infirmary Care Supplement for Residential Elderly Services	1,302	(246)	(1,674)	(612)	(429)	(791)	(431)	(728)		
Virement of Fund for Central Items (Note 9)	817	39,099	(2,147)	(1,948)	(548)	6,127	(2,927)	(1,161)	(770)	

TUNG WAH GROUP OF HOSPITALS

NOTES ON THE ANNUAL FINANCIAL REPORT FOR THE YEAR ENDED 31 MARCH 2017

12. ANALYSIS OF VIREMENT OF FUND FOR CENTRAL ITEMS (Continued)

Programme Area Code FSA No. Service Unit Code	P03	P04	P04	P04	P04	P04	P04	P04	P04	P04	P04	P04	P04	TOTAL
Unit Name (Note 13)	JCYOC&AH	JCYC&AH	JCYHC&AH	JCYTC&AH	JCYKC&AH	JCKFH	JCKYH	JCKYH	JCKYH	JCKYH	JCKYH	JCKYH	JCKYH	TOTAL
50008-0	50571-2	50572-8	50573-3	50574-9	50575-4	50576-0	50552-5	50553-1						
LMHHE	(2,684)	(2,200)	(43)	(602)	(175)	(2,049)	(2,412)	(42)	(8,007)					
Dementia Supplement for Elderly with Disabilities	(136)	(2,200)	(165)	(201)	(2,799)	(645)			(6,146)					
Infirmary Care Supplement for the Aged Blind Persons	-	-	-	-	-	-	-	-	-	-	-	-	-	-
Dementia Supplement for Residential Elderly Services	-	-	-	-	-	-	-	-	-	-	-	-	-	-
Infirmary Care Supplement for Residential Elderly Services	-	-	-	-	-	-	-	-	-	-	-	-	-	-
Virement of Fund for Central Items (Note 9)	(2,820)	(2,200)	(208)	(803)	(2,974)	(2,694)	(2,412)	(42)	(8,007)	(6,146)	3,329	10,824	-	-

TUNG WAH GROUP OF HOSPITALS

NOTES ON THE ANNUAL FINANCIAL REPORT FOR THE YEAR ENDED 31 MARCH 2012

13. SERVICES UNITS OPERATED BY TUNG WAH GROUP OF HOSPITALS UNDER LUMP SUM GRANT (Continued)

Programme	FSA	Service	Area Code	No.	Unit Code	DS	ICS	ASCP	FCA	FCA(TL)	SS	EASCP	TSSCCC	TSSCCW	ARSC	NSCCP	MOT/MFT	TSC	FISMEYD	SGOHNWH	TSCWL	NSYPCS	OE	TC	NSYPCS	Unit Name	Abbreviation
					5907																				Case Crisis Centre	CEASE	
					5915																				Hotline and Outreaching Service Team	BHS - HOST	
					5418/2487																				Mr. & Mrs Liu Lit Mo Child Development Centre	MMLLMCDC	
																									Neighbourhood Support Child Care Project - Kowloon City	NSCCP-KC	
																									Neighbourhood Support Child Care Project - Yau Tsim Mong	NSCCP-YTM	
					2978	5528/6768																			Mr. & Mrs Au Wai Lam Memorial Day Care Centre for the Elderly	MMAWLMDCCE	
					5518																				Lok Kwan Home Care Service	LKHCS	
					5355																				Yao Ling Sun Memorial Day Activity Centre cum Hostel	YLSMDAC-H	

Remarks :

- DS represents Dementia Supplement
- ICS represents Infirmary Care Supplement
- ASCP represents After School Care Programme
- FCA represents Foster Care Allowance
- FCA(TL) represents Foster Care Allowance (Time Limited)
- SS represents Subsidy Scheme
- EASCP represents After School Care Programme-Enhanced
- TSSCCC represents Training Subsidy Scheme for Special Child Care Centres
- TSSCCW represents Training Subsidy Scheme for Special Child Care Workers and Senior Special Child Care Workers
- ARSC represents Allowance for Residential Services for Children
- NSCCP represents Neighbourhood Support Child Care Project
- TSC-MOT/MFT represents Training Sponsorship Scheme for Two-Years MOT/MFT Programme of PolyU
- FISMEYD represents Financial Incentive Scheme for Mentors of Employees with Disabilities
- SGOHNWH represents Supplementary Grant to Operator of Hang Ngai Workshop and Hostel
- TSCWL represents Training Subsidy for Children on the Waiting List of Subvented Pre-school Rehabilitation Services
- NSYPCS-OC represents Navigation Scheme for Young Persons in Care Services - Operating Expenses
- NSYPCS-TC represents Navigation Scheme for Young Persons in Care Services - Training Cost

